




TVS Intranet Network Guidelines

EQUIPMENT	SPECIFICATIONS	PROVIDED BY
1 switch 		ICF
1 cable RJ45 (+ adapter) 	<ul style="list-style-type: none"> • minimum 20 meter • cat. 5e LAN cable (or better) • labelled on both ends with the NF/NOC country code (e.g. GER for Germany) 	National Teams
1 laptop 	<ul style="list-style-type: none"> • Network to connect to ICF-TVS LAN (SiwiData-Network) • Setup network adapter : automatic (DHCP) • http://cis.siwi (not https) 	National Teams

If your Wifi is ON => Possible crash of ICF-TVS network for all the team

TURN OFF WIFI / APAGAR EL WIFI / ETEINDRE LE WIFI

Step by step instructions:

Arrival for each competition day at the latest 30min before the competition starts

- 1. Turn OFF the Wifi**
- 2. Turn OFF / Deactivate all Cloud solutions**
- 3. Turn ON the automatic network (DHCP)**
- 4. Plug the computer to the switch via the NF labelled RJ45 cable**
- 5. Connect to <http://cis.siwi>**

Check these points before connection to the TVS network

Any Problems/Questions contact the ICF TVS Co-ordinator