

Results Book



Canoe Sprint

15 - 20 August



Version History

Version	Date	Created By	Comments
1.0	20/08/2016	Thyago Guilherme	First version

Competition Format and Rules

Formato e regras da competição / Format et règles de la compétition

Olympic competition format

There will be 12 canoe sprint events at the Rio 2016 Olympic Games. The men will compete for eight gold medals, racing in five different boat categories, while the women will chase four golds in a single, double and four-person kayak.

Details on the 12 events and the competition boats are as follows:

Olympic competition format						Boat measurements		
Men		Boat		Women		Length	Width	Minimum weight
1000m	200m	K1	Kayak single	500m	200m	520cm	Free	12kg
1000m	200m	K2	Kayak double	500m		650cm	Free	18kg
1000m		K4	Kayak four	500m		1100cm	Free	30kg
1000m	200m	C1	Canoe single			520cm	Free	16kg
1000m		C2	Canoe double			650cm	Free	20kg

Depending on the number of entries in each event, preliminary heats, semifinals and finals (A and B) will be held:

Number of boats	Progression from heats	Progression from semifinal
Up to 8 – direct final		
9-10	1st place progresses to final A; 2nd-4th to the semifinals; remaining competitors out	1st-6th to final A; remaining competitors out
11-12	1 st place progresses to final A; remaining competitors to semifinals	1st-3rd to final A; remaining competitors to final B
13-14	1st-5th progress to semifinals; remaining competitors to final B	1st-4th progress to final A; remaining competitors to final B
15-16	1st-6th progress to semifinals; remaining competitors to final B	1st-4th to final A; 5th-6th to final B
17-24	1st-5th plus 6th fastest time progress to semifinals; remaining competitors out	1st-4th to final A; 5th-8th to final B
25-32	1st-6th progress to semifinals; remaining competitors out	1st-2nd plus two fastest 3rd place finishers to final A; remaining 3rd-5th place finishers and fastest 6 th place finisher to final B; remaining competitors out



K4 events (less than 11 boats)	1st to final A; rest to semifinals	1st-6th to final A
-----------------------------------	------------------------------------	--------------------

Differences between the ICF world championships and the Olympic Games

There are 31 events at the International Canoe Federation (ICF) world championships compared to 12 events at the Olympic Games.

Changes since the London 2012 Olympic Games

None.

Sport rules and procedures

Race distances

1000m, 500m and 200m (lanes are 9m wide).

Scoring

The winning boat is the one whose bow (the tip of the boat) crosses the finishing line first.

Difference between canoe and kayak

Canoes are propelled by a single-bladed paddle. The athletes are on one knee with the other leg forwards, creating a stable paddling position. Since canoes do not have a rudder, the athletes use the paddle to steer, as well as to drive the boat through the water. The canoes may be open or partially covered at the front and back, with a minimum opening of 280cm.

In a kayak, the athletes are seated in the middle of the craft, and propel themselves forwards with a double-bladed paddle, which they pull through the water on both sides. They use a foot operated rudder system to steer the kayak. This rudder must be situated under the hull. For the two-man and four-man kayaks (K2 and K4) the rudder pedals are placed in the front cockpit and can only be used by the athlete at the front.

Lane assignments

For the heats, the winners of the most recent ICF world championship are rewarded with one of the centre lanes. In the semifinals the winners of the heats take the centre lanes. In the finals the winners of the heats and/or the semifinals are awarded the centre lanes.

Team member changes

Team members cannot be changed once the competition has started. Start lists are fixed once the competition begins, regardless of illness or injury. If an athlete cannot participate he/she will be disqualified.

Exclusion

Boats will be excluded from the Games for the following reasons:

- If a boat arrives after the official start time.
- If a boat misses a race.
- If a boat causes two false starts.
- If a boat breaks the 5m rule.
- If at the end of a race a boat is found by the competition committee to have failed to comply with the rules.

There are other possible situations which can lead to disqualification, including underweight boats and illegal advertising.

5m rule

Boats must remain inside a 5m boundary throughout every race. Any boat that drifts into, or close to, another lane may be disqualified.



Best times

There are no records in canoe sprint due to the differences in course set-ups and conditions. The ICF does maintain a list of best times recorded in Finals A.

Tiebreak rules

If two or more boats tie in a heat or semifinal for a position that qualifies the boat for the next round, all boats in question will progress as long as there are enough lanes available in the next round. In this situation, a boat will be permitted to compete in the additional "0" lane.

If there are not sufficient lanes available in the next round, an extra race will be organised between all ties. This race will take place one hour after the final scheduled race in the relevant session.

If there is a tie for a medal position in the final, additional medals will be awarded.

Penalties/disqualification rules

The competition committee may impose the following penalties on competitors:

- Warning
- Disqualification
- Exclusion

Protests/appeals

A boat can make a protest against the decision of the competition committee or the starter within 20 minutes of the finish of a race. Boats may appeal to the jury within the following 20 minutes if they do not agree with the subsequent decision by the competition committee.



Competition Officials

Oficiais de competição / Officiels de la compétition

As of WED 10 AUG 2016 at 09:00

Function	Name	NOC
ITO's:		
Technical Delegate	Frank GARNER	CAN - Canada
Chief Judge	Jens KAHL	GER - Germany
Deputy Chief Judge	Risto LEHTINEN	FIN - Finland
Competition manager	Elizabeth MULLER	NED - Netherlands
Starter	Siarhei SHABLYKA	BLR - Belarus
	Peter MOULE	GBR - Great Britain
	Michael MOIR	CAN - Canada
Aligner	Feraydoon BAHRAMI	AUS - Australia
	Bruna FERNANDES	BRA - Brazil
Course Umpire	Sante TARABUSI	ITA - Italy
	Michel LETIENNE	FRA - France
	Alan WITHERDEN	RSA - South Africa
	Miroslav HAVIAR	SVK - Slovakia
	Toshihiko FURUYA	JAP - Japan
	Gheorghe TOTH	ROU - Romania
Finish line judge	Hana CHARVATOVA	CZE - Czech Republic
	Iwona STEBNER	POL - Poland
	Ferenc MÉSZÁROS	HUN - Hungary
Boat Control	Virmantas GALDIKAS	LTU - Lithuania
	Karl HAUCK	GER - Germany
	Alison HARRIS	NZL - New Zealand
	Cecilia FARIAS	ARG - Argentina
	Hugo GOMES	POR - Portugal
	Fernando BARBOSA	BRA - Brazil



Function	Name	NOC
NTO'S		
Boat Control	Carina Gaspar dos Santos	BRA - Brazil
	Diego Marques Alexandre	BRA - Brazil
	Jorge Mauricio Gonzalez Briones	BRA - Brazil
	Patricia Carla Lentino	BRA - Brazil
	Regina Célia Reis Cuattrin	BRA - Brazil
	Agenildo José de Jesus	BRA - Brazil
	Antonio Celso Meneghisse	BRA - Brazil
Boat Pilot	João Paulo Vecenâncio	BRA - Brazil
	Odilon Celso de Araujo Dias	BRA - Brazil
	Otavio Chagas M Duarte	BRA - Brazil
	Romerson de Mattos	BRA - Brazil
Intermediate timing	Klaus Wagner von Gal	BRA - Brazil
	Robson Ramalho Gomes da Silva	BRA - Brazil
	João Paulo do Nascimento	BRA - Brazil
	Ricardo Freitas Maia	BRA - Brazil
	Rodrigo Esposito	BRA - Brazil
	Leandro Santos de Freitas	BRA - Brazil
	Wagner Oliveira da Silva	BRA - Brazil
	Guilherme Caetano Monteiro Galvão	BRA - Brazil
	Breno Moreira Rodrigues	BRA - Brazil
	Douglas Fernando Pereira Mauri	BRA - Brazil
	Edgar Parente de Andrade	BRA - Brazil
	Lucas Engel Vidal	BRA - Brazil
	Guilherme Bechara de Oliveira	BRA - Brazil
	Claudio Zsigmond	BRA - Brazil
	Michel de Carli Ferreira	BRA - Brazil
	Ubirajara Tavares do Amaral	BRA - Brazil
Fabio Artur Ramos de Matos	BRA - Brazil	



Competition Summary

Resumo da competição / Résumé de la compétition

As of SAT 20 AUG 2016

Rank	Finalists											
	Men								Women			
	K1 200m	K1 1000m	K2 200m	K2 1000m	K4 1000m	C1 200m	C1 1000m	C2 1000m	K1 200m	K1 500m	K2 500m	K4 500m
1 Gold	GBR 35.197	ESP 3:31.447	ESP 32.075	GER 3:10.781	GER 3:02.143	UKR 39.279	GER 3:56.926	GER 3:43.912	NZL 39.864	HUN 1:52.494	HUN 1:43.687	HUN 1:31.482
2 Silver	FRA 35.362	CZE 3:32.145	GBR 32.368	SRB 3:10.969	SVK 3:05.044	AZE 39.493	BRA 3:58.529	BRA 3:44.819	POL 40.279	DEN 1:54.326	GER 1:43.738	GER 1:32.383
3 Bronze	ESP GER 35.662	RUS 3:33.363	LTU 32.382	AUS 3:12.593	CZE 3:05.176	BRA 39.628	MDA 4:00.852	UKR 3:45.949	AZE 40.401	NZL 1:54.372	POL 1:45.207	BLR 1:33.908
4		AUS 3:33.741	HUN 32.412	POR 3:12.889	AUS 3:06.731	ESP 39.649	RUS 4:00.963	HUN 3:46.198	SLO 40.769	BLR 1:54.474	UKR 1:45.868	UKR 1:34.214
5	LAT 35.891	POR 3:35.349	GER 32.488	LTU 3:14.748	ESP 3:06.768	GEO 39.817	UKR 4:01.587	RUS 3:46.776	FRA 40.894	GER 1:54.553	RUS 1:46.319	NZL 1:35.198
6	ITA 36.000	DEN 3:36.840	SRB 32.656	ITA 3:14.883	POR 3:07.482	RUS 40.105	CZE 4:03.322	CUB 3:48.133	ESP 41.053	CHN 1:54.994	BLR 1:46.967	DEN 1:36.057
7	CAN 36.080	GER 3:37.581	FRA 32.699	HUN 3:15.387	FRA 3:07.488	CHN 40.143	UZB 4:04.205	CZE 3:49.352	SWE 41.293	SRB 1:55.095	KAZ 1:48.361	GBR 1:37.043
8	AUS 36.426	SVK 3:40.691	CAN 33.767	SVK 3:15.916	SRB 3:10.241	FRA 40.180	ITA 4:15.368	UZB 3:52.920	KAZ 41.521	AZE 1:56.573	AUS 1:51.915	CAN 1:37.733
9	LTU 37.075	CAN 3:31.872	KOR 33.812	CUB 3:18.768	RUS 3:06.825	CZE 39.760	POL 3:59.350	POL 3:52.964	HUN 41.673	RUS 1:57.202	SWE 1:47.207	POL 1:37.658
10	SWE 37.104	HUN 3:32.392	BRA 33.992	FRA 3:19.415	KAZ 3:08.715	HUN 39.811	FRA 4:00.911	AUS 4:10.238	SVK 41.787	SLO 1:57.541	SRB 1:48.146	KAZ 1:39.419
11	ECU 37.169	BEL 3:33.521	AUS 35.334	KAZ 3:20.827	HUN 3:10.388	LTU 40.230	SVK 4:04.013	MOZ 4:38.732	CHN 41.928	POR 1:58.058	AUT 1:48.834	CHN 1:40.071
12	KOR 37.265	UZB 3:34.807	KAZ 35.427	CZE 3:25.966	ARG 3:12.621	MDA 40.280	CAN 4:06.972		CUB 42.036	POL 1:58.167	DEN 1:48.846	FRA 1:41.069
13	SRB 37.415	FRA 3:36.606	ITA 35.516		BRA 3:13.337	POR 40.388	LAT 4:10.084		RSA 42.066	SVK 1:58.211	CAN 1:49.389	ARG 1:41.394
14	RUS 37.482	POL 3:39.021			ITA 3:14.399	KAZ 40.549	BUL 4:10.102		CAN 42.099	SWE 1:58.363	CHN 1:51.582	SRB 1:42.818
15	HUN 37.896	SRB 3:40.502				ITA 40.733	AUS 4:15.524		GBR 42.205	GBR 1:58.470	GBR 1:54.193	
16	ARG 38.061	TUN 3:45.122				MEX 42.098			POR 42.695	RSA 2:01.890		
							HUN DSQ					

Eliminated in Semifinals												
Men								Women				
K1 200m	K1 1000m	K2 200m	K2 1000m	K4 1000m	C1 200m	C1 1000m	C2 1000m	K1 200m	K1 500m	K2 500m	K4 500m	
					IRI 42.386	STP 4:46.396		GER 41.725	CAN 1:59.638			
					BUL 42.925	MOZ 5:07.281		TUR 41.866	UKR 2:00.714			
					GER 43.171	KAZ 5:33.919		ARG 41.934	KAZ 2:01.660			
					CAN 43.357			SRB 42.123	AUS 2:01.910			
					LAT 45.082			AUT 43.072	TUR 2:08.450			
								DEN 43.300				

Competition Summary

Resumo da competição / Résumé de la compétition

As of SAT 20 AUG 2016

Eliminated in Semifinals											
Men							Women				
K1 200m	K1 1000m	K2 200m	K2 1000m	K4 1000m	C1 200m	C1 1000m	C2 1000m	K1 200m	K1 500m	K2 500m	K4 500m
								BRA 44.362			
								PLW 48.306			

Eliminated in Heats											
Men							Women				
K1 200m	K1 1000m	K2 200m	K2 1000m	K4 1000m	C1 200m	C1 1000m	C2 1000m	K1 200m	K1 500m	K2 500m	K4 500m
CUB 35.561	ITA 3:37.610				POL 42.450			UZB 42.525	USA 1:58.970		
POL 35.562	KAZ 3:37.953				TUN 42.499			SAM 43.652	BRA 2:00.680		
CZE 35.567	BUL 3:39.363				AUS 44.292			USA 44.668	SAM 2:01.885		
BRA 35.665	NZL 3:39.588				MOZ 44.949			EGY 49.596	CUB 2:02.162		
KAZ 36.647	SUI 3:41.985								TUN 2:08.170		
EGY 37.294									PLW 2:14.807		

Legend:			
K1	Kayak Single	C1	Canoe Single
		K2	Kayak Double
		C2	Canoe Double
		K4	Kayak Four
		DSQ	Disqualified



Competition Summary by Event

Resumo da competição por evento / Résumé de la compétition par épreuve

As of SAT 20 AUG 2016

Finalists

Rank	NOC Code	Name	Rank	NOC Code	Name
1	GBR	HEATH Liam	9	LTU	NAVAKAUSKAS Ignas
2	FRA	BEAUMONT Maxime	10	SWE	MENNING Petter
3	ESP	CRAVIOTTO Saul	11	ECU	de CESARE Cesar Ernesto
3	GER	RAUHE Ronald	12	KOR	CHO Gwanghee
5	LAT	RUMJANCEVS Aleksejs	13	SRB	NOVAKOVIC Marko
6	ITA	RIZZA Manfredi	14	RUS	LUKANTSOV Evgenii
7	CAN	de JONGE Mark	15	HUN	MOLNAR Peter
8	AUS	BIRD Stephen	16	ARG	VOISARD REZOLA Ruben

Legend:
K1 Kayak Single



Competition Summary by Event

Resumo da competição por evento / Résumé de la compétition par épreuve

As of TUE 16 AUG 2016

Finalists

Rank	NOC Code	Name	Rank	NOC Code	Name
1	ESP	WALZ Marcus	9	CAN	van KOEVERDEN Adam
2	CZE	DOSTAL Josef	10	HUN	KOPASZ Balint
3	RUS	ANOSHKIN Roman	11	BEL	PETERS Artuur
4	AUS	STEWART Murray	12	UZB	MOCHALOV Aleksey
5	POR	PIMENTA Fernando	13	FRA	CARRE Cyrille
6	DEN	HOLTEN Rene	14	POL	ROSOLSKI Rafal
7	GER	HOFF Max	15	SRB	PAJIC Dejan
8	SVK	GELLE Peter	16	TUN	MRABET Mohamed Ali

Legend:
K1 Kayak Single



Competition Summary by Event

Resumo da competição por evento / Résumé de la compétition par épreuve

As of THU 18 AUG 2016

Finalists

Rank	NOC Code	Name	Rank	NOC Code	Name
1	ESP	CRAVIOTTO Saul TORO Cristian	9	KOR	CHOI Minkyu CHO Gwanghee
2	GBR	HEATH Liam SCHOFIELD Jon	10	BRA	FREITAS da SILVA Edson Isaias BITENCOURT RIBEIRO Gilvan
3	LTU	LANKAS Aurimas RAMANAUSKAS Edvinas	11	AUS	WOOD Jordan BOWKER Daniel
4	HUN	TOTKA Sandor MOLNAR Peter	12	KAZ	TOKARNYTSKYI Sergii YERGUCHYOV Andrey
5	GER	RAUHE Ronald LIEBSCHER Tom	13	ITA	RICCHETTI Alberto CRENNA Mauro
6	SRB	GRUJIC Nebojsa NOVAKOVIC Marko			
7	FRA	JOUBE Sebastien BEAUMONT Maxime			
8	CAN	COCHRANE Ryan FOURNEL Hugues			

Legend:
K2 Kayak Double



Competition Summary by Event

Resumo da competição por evento / Résumé de la compétition par épreuve

As of THU 18 AUG 2016

Finalists

Rank	NOC Code	Name	Rank	NOC Code	Name
1	GER	RENDSCHMIDT Max GROSS Marcus	9	CUB	GARCIA Jorge Antonio TORRES Reinier
2	SRB	TOMICEVIC Marko ZORIC Milenko	10	FRA	HYBOIS Arnaud HUBERT Etienne
3	AUS	WALLACE Ken TAME Lachlan	11	KAZ	ALEXEYEV Yevgeniy DERGUNOV Alexey
4	POR	SILVA Emanuel RIBEIRO Joao	12	CZE	HAVEL Daniel STERBA Jan
5	LTU	NEKRISIUS Ricardas OLIJNIK Andrej			
6	ITA	RIPAMONTI Nicola DRESSINO Giulio			
7	HUN	HUFNAGEL Tibor CEINER Benjamin			
8	SVK	VLCEK Erik TARR Juraj			

Legend:
K2 Kayak Double



Competition Summary by Event

Resumo da competição por evento / Résumé de la compétition par épreuve

As of SAT 20 AUG 2016

Finalists					
Rank	NOC Code	Name	Rank	NOC Code	Name
1	GER	RENDSCHMIDT Max LIEBSCHER Tom HOFF Max GROSS Marcus	9	RUS	LYAPUNOV Kirill POGREBAN Vasily ANOSHKIN Roman ZHESTKOV Oleg
2	SVK	MYSAK Denis VLCEK Erik TARR Juraj LINKA Tibor	10	KAZ	GOLEDOV Ilya YERGUCHYOV Andrey TOKARNYTSKYI Sergii YEMELYANOV Alexandr
3	CZE	HAVEL Daniel TREFIL Lukas DOSTAL Josef STERBA Jan	11	HUN	HUFNAGEL Tibor CEINER Benjamin KUGLER Attila SOMORACZ Tamas
4	AUS	WALLACE Ken FITZSIMMONS Riley CLEAR Jacob WOOD Jordan	12	ARG	DAL BO Daniel CACERES Juan Ignacio de TORRES Pablo CARRERAS Gonzalo
5	ESP	HERNANZ AGUERIA Javier GERMADE Rodrigo CARRERA Oscar PENA Inigo	13	BRA	MAEHLER Roberto JUNIOR SOUTA Vagner OLIVEIRA Celso BITENCOURT RIBEIRO Gilvan
6	POR	PIMENTA Fernando SILVA Emanuel RIBEIRO Joao FERNANDES David	14	ITA	RIPAMONTI Nicola DRESSINO Giulio RICCHETTI Alberto CRENNA Mauro
7	FRA	HYBOIS Arnaud HUBERT Etienne JOUVE Sebastien CARRE Cyrille			
8	SRB	TOMICEVIC Marko ZORIC Milenko PAJIC Dejan TORUBAROV Vladimir			

Legend:
K4 Kayak Four



Competition Summary by Event

Resumo da competição por evento / Résumé de la compétition par épreuve

As of THU 18 AUG 2016

Finalists

Rank	NOC Code	Name	Rank	NOC Code	Name
1	UKR	CHEBAN Iurii	9	CZE	FUKSA Martin
2	AZE	DEMYANENKO Valentin	10	HUN	HAJDU Jonatan
3	BRA	QUEIROZ dos SANTOS Isaquias	11	LTU	ZUSTAUTAS Henrikas
4	ESP	BENAVIDES LOPEZ de AYALA Alfonso	12	MDA	TARNOVSCHI Oleg
5	GEO	NADIRADZE Zaza	13	POR	SILVA Helder
6	RUS	KRAITOR Andrey	14	KAZ	KHAIDAROV Timur
7	CHN	LI Qiang	15	ITA	TACCHINI Carlo
8	FRA	SIMART Thomas	16	MEX	PULIDO RODRIGUEZ Marcos

Legend:
C1 Canoe Single



Competition Summary by Event

Resumo da competição por evento / Résumé de la compétition par épreuve

REVISED
19 AUG 11:36

As of FRI 19 AUG 2016

Finalists

Rank	NOC Code	Name	Rank	NOC Code	Name
1	GER	BRENDEL Sebastian	9	POL	KACZOR Tomasz
2	BRA	QUEIROZ dos SANTOS Isaquias	10	FRA	BART Adrien
3	MDA	TARNOVSCHI Serghei	11	SVK	FARKAS Vincent
4	RUS	SHTOKALOV Ilia	12	CAN	OLDERSHAW Mark
5	UKR	ALTUKHOV Pavlo	13	LAT	ILJINS Dagnis
6	CZE	FUKSA Martin	14	BUL	KODINOV Angel
7	UZB	KOCHNEV Gerasim	15	AUS	MARINOV Martin
8	ITA	TACCHINI Carlo	DSQ	HUN	VASBANYAI Henrik

Legend:

C1 Canoe Single DSQ Disqualified

Results corrected as per Official Communication number 5



Competition Summary by Event

Resumo da competição por evento / Résumé de la compétition par épreuve

As of SAT 20 AUG 2016

Finalists

Rank	NOC Code	Name	Rank	NOC Code	Name
1	GER	BRENDEL Sebastian VANDREY Jan	9	POL	KAMINSKI Mateusz KUDLA Michal
2	BRA	de SOUZA SILVA Erlon QUEIROZ dos SANTOS Isaquias	10	AUS	SZEKSZARDI Ferenc MARINOV Martin
3	UKR	IANCHUK Dmytro MISHCHUK Taras	11	MOZ	CHAMAUNE Mussa LOBO Joaquim
4	HUN	VASBANYAI Henrik MIKE Robert			
5	RUS	SHTOKALOV Iliia PERVUKHIN Ilya			
6	CUB	TORRES Serguey JORGE Fernando Dayan			
7	CZE	RADON Jaroslav DVORAK Filip			
8	UZB	KOCHNEV Gerasim MIRBEKOV Serik			

Legend:
C2 Canoe Double



Competition Summary by Event

Resumo da competição por evento / Résumé de la compétition par épreuve

As of TUE 16 AUG 2016

Finalists

Rank	NOC Code	Name	Rank	NOC Code	Name
1	NZL	CARRINGTON Lisa	9	HUN	DOUCHEV-JANIC Natasa
2	POL	WALCZYKIEWICZ Marta	10	SVK	KOHLOVA Martina
3	AZE	OSIPENKO-RODOMSKA Inna	11	CHN	ZHOU Yu
4	SLO	PONOMARENKO JANIC Spela	12	CUB	MENGANA Yusmari
5	FRA	GUYOT Sarah	13	RSA	HARTLEY Bridgitte Ellen
6	ESP	PORTELA RIVAS Teresa	14	CAN	LANGLOIS Andreeanne
7	SWE	STENSILS Linnea	15	GBR	WALKER Jess
8	KAZ	KLINOVA Inna	16	POR	LAIA Francisca

Legend:
K1 Kayak Single



Competition Summary by Event

Resumo da competição por evento / Résumé de la compétition par épreuve

As of THU 18 AUG 2016

Finalists

Rank	NOC Code	Name	Rank	NOC Code	Name
1	HUN	KOZAK Danuta	9	RUS	ANIUSHINA Elena
2	DEN	JORGENSEN Emma	10	SLO	PONOMARENKO JANIC Spela
3	NZL	CARRINGTON Lisa	11	POR	PORTELA Teresa
4	BLR	LITVINCHUK Maryna	12	POL	WOJNAROWSKA Ewelina
5	GER	WEBER Franziska	13	SVK	KOHOLOVA Martina
6	CHN	ZHOU Yu	14	SWE	JOHANSSON Karin
7	SRB	RUZICIC BENEDEK Dalma	15	GBR	CAWTHORN Rachel
8	AZE	OSIPENKO-RODOMSKA Inna	16	RSA	HARTLEY Bridgitte Ellen

Legend:
K1 Kayak Single



Competition Summary by Event

Resumo da competição por evento / Résumé de la compétition par épreuve

As of TUE 16 AUG 2016

Finalists					
Rank	NOC Code	Name	Rank	NOC Code	Name
1	HUN	SZABO Gabriella KOZAK Danuta	9	SWE	JOHANSSON Karin PALDANIUS Sofia
2	GER	WEBER Franziska DIETZE Tina	10	SRB	MOLDOVAN Nikolina STAROVIC Milica
3	POL	NAJA Karolina MIKOLAJCZYK Beata	11	AUT	SCHURING Yvonne LEHACI Ana-Roxana
4	UKR	TODOROVA Anastasiia HRYSHCHUN Inna	12	DEN	THOMSEN Amalie VILLUMSEN Ida
5	RUS	ANIUSHINA Elena STEPANOVA Kira	13	CAN	ORTON Genevieve FRASER Kc
6	BLR	LIAPESHKA Nadzeya LITVINCHUK Maryna	14	CHN	REN Wenjun MA Qing
7	KAZ	SERGEYEVA Natalya PODOINIKOVA Irina	15	GBR	BELCHER Lani HANNAH Angela
8	AUS	BULL Alyssa BURNETT Alyce			

Legend:
K2 Kayak Double



Competition Summary by Event

Resumo da competição por evento / Résumé de la compétition par épreuve

As of SAT 20 AUG 2016

Finalists					
Rank	NOC Code	Name	Rank	NOC Code	Name
1	HUN	SZABO Gabriella KOZAK Danuta CSIPES Tamara FAZEKAS-ZUR Krisztina	9	POL	WALCZYKIEWICZ Marta DZIENISZEWSKA-KIERKLA Edyta NAJA Karolina MIKOLAJCZYK Beata
2	GER	HERING Sabrina WEBER Franziska KRIEGERSTEIN Steffi DIETZE Tina	10	KAZ	KLINOVA Inna PODOINIKOVA Irina SERGEYEVA Natalya ANANCHENKO Zoya
3	BLR	MAKHNEVA Marharyta LIAPESHKA Nadzeya KHUDZENKA Volha LITVINCHUK Maryna	11	CHN	REN Wenjun MA Qing LI Yue LIU Haiping
4	UKR	POVKH Mariya AKHADOVA Svitlana TODOROVA Anastasiia HRYSHCHUN Inna	12	FRA	HOSTENS Manon LHOTE Amandine JAMELOT Lea TROEL Sarah
5	NZL	LOVETT Jaimee IMRIE Kayla FISHER Aimee RYAN Caitlin	13	ARG	GARRO Magdalena ROJAS Brenda AMEGHINO Sabrina KERESZTESI Alexandra
6	DEN	JORGENSEN Emma THOMSEN Amalie VILLUMSEN Ida HANSEN Henriette	14	SRB	MOLDOVAN Nikolina STAROVIC Milica RUZICIC BENEDEK Dalma MOLDOVAN Olivera
7	GBR	WALKER Jess CAWTHORN Rachel SIMON Rebii GURSKI Louisa			
8	CAN	LANGLOIS Andreanne FOURNEL Emilie ORTON Genevieve FRASER Kc			

Legend:
K4 Kayak Four



Medallists by Event

Medalhistas por evento / Médaillé(e)s par épreuve

As of SAT 20 AUG 2016 at 10:19

After 12 of 12 Events

Event	Date	Medal	Name	NOC Code
Men's Kayak Single 200m	SAT 20 AUG	GOLD	HEATH Liam	GBR
		SILVER	BEAUMONT Maxime	FRA
		BRONZE	CRAVIOTTO Saul	ESP
		BRONZE	RAUHE Ronald	GER
Men's Kayak Single 1000m	TUE 16 AUG	GOLD	WALZ Marcus	ESP
		SILVER	DOSTAL Josef	CZE
		BRONZE	ANOSHKIN Roman	RUS
Men's Kayak Double 200m	THU 18 AUG	GOLD	CRAVIOTTO Saul TORO Cristian	ESP
		SILVER	HEATH Liam SCHOFIELD Jon	GBR
		BRONZE	LANKAS Aurimas RAMANAUSKAS Edvinas	LTU
Men's Kayak Double 1000m	THU 18 AUG	GOLD	RENSCHMIDT Max GROSS Marcus	GER
		SILVER	TOMICEVIC Marko ZORIC Milenko	SRB
		BRONZE	WALLACE Ken TAME Lachlan	AUS
Men's Kayak Four 1000m	SAT 20 AUG	GOLD	RENSCHMIDT Max LIEBSCHER Tom HOFF Max GROSS Marcus	GER
		SILVER	MYSAK Denis VLCEK Erik TARR Juraj LINKA Tibor	SVK
		BRONZE	HAVEL Daniel TREFIL Lukas DOSTAL Josef STERBA Jan	CZE
Men's Canoe Single 200m	THU 18 AUG	GOLD	CHEBAN Iurii	UKR
		SILVER	DEMYANENKO Valentin	AZE
		BRONZE	QUEIROZ dos SANTOS Isaquias	BRA
Men's Canoe Single 1000m	TUE 16 AUG	GOLD	BRENDEL Sebastian	GER
		SILVER	QUEIROZ dos SANTOS Isaquias	BRA
		BRONZE	TARNOVSCHI Serghei	MDA
Men's Canoe Double 1000m	SAT 20 AUG	GOLD	BRENDEL Sebastian VANDREY Jan	GER
		SILVER	de SOUZA SILVA Erlon QUEIROZ dos SANTOS Isaquias	BRA
		BRONZE	IANCHUK Dmytro MISHCHUK Taras	UKR
Women's Kayak Single 200m	TUE 16 AUG	GOLD	CARRINGTON Lisa	NZL
		SILVER	WALCZYKIEWICZ Marta	POL
		BRONZE	OSIPENKO-RODOMSKA Inna	AZE
Women's Kayak Single 500m	THU 18 AUG	GOLD	KOZAK Danuta	HUN
		SILVER	JORGENSEN Emma	DEN
		BRONZE	CARRINGTON Lisa	NZL
Women's Kayak Double 500m	TUE 16 AUG	GOLD	SZABO Gabriella KOZAK Danuta	HUN
		SILVER	WEBER Franziska DIETZE Tina	GER
		BRONZE	NAJA Karolina MIKOLAJCZYK Beata	POL



Medallists by Event
Medalhistas por evento / Médaillé(e)s par épreuve
As of SAT 20 AUG 2016 at 10:19

Event	Date	Medal	Name	NOC Code
Women's Kayak Four 500m	SAT 20 AUG	GOLD	SZABO Gabriella KOZAK Danuta CSIPES Tamara FAZEKAS-ZUR Krisztina	HUN
		SILVER	HERING Sabrina WEBER Franziska KRIEGERSTEIN Steffi DIETZE Tina	GER
		BRONZE	MAKHNEVA Marharyta LIAPESHKA Nadzeya KHUDZENKA Volha LITVINCHUK Maryna	BLR

Legend:				
C1 Canoe Single	C2 Canoe Double	K1 Kayak Single	K2 Kayak Double	
K4 Kayak Four				



Medal Standings

Quadro de medalhas / Classement des médailles

As of SAT 20 AUG 2016 at 10:19

After 12 of 12 Events

Rank	NOC	Men				Women				Total				Rank by Total
		G	S	B	Tot.	G	S	B	Tot.	G	S	B	Tot.	
1	GER - Germany	4		1	5		2		2	4	2	1	7	1
2	HUN - Hungary					3			3	3			3	=2
3	ESP - Spain	2		1	3					2		1	3	=2
4	GBR - Great Britain	1	1		2					1	1		2	=5
5	NZL - New Zealand					1		1	2	1		1	2	=5
5	UKR - Ukraine	1		1	2					1		1	2	=5
7	BRA - Brazil		2	1	3					2	1		3	=2
8	AZE - Azerbaijan		1		1			1	1		1	1	2	=5
8	CZE - Czech Republic		1	1	2					1	1		2	=5
8	POL - Poland						1	1	2		1	1	2	=5
11	DEN - Denmark						1		1		1		1	=11
11	FRA - France		1		1					1			1	=11
11	SRB - Serbia		1		1					1			1	=11
11	SVK - Slovakia		1		1					1			1	=11
15	AUS - Australia			1	1							1	1	=11
15	BLR - Belarus							1	1			1	1	=11
15	LTU - Lithuania			1	1							1	1	=11
15	MDA - Republic of Moldova			1	1							1	1	=11
15	RUS - Russian Federation			1	1							1	1	=11
Total:		8	8	9	25	4	4	4	12	12	12	13	37	

Legend:														
=	Equal sign indicates that two or more NOCs share the same rank by total													
S	Silver													
Tot.	Total													
B	Bronze													
G	Gold													

Final Placing by NOC
Classificação final por país / Classement final par pays
As of SAT 20 AUG 2016

NOC	Men							Women				NOC Code	
	K1 1000m	K1 200m	K2 1000m	K2 200m	K4 1000m	C1 1000m	C1 200m	C2 1000m	K1 500m	K1 200m	K2 500m		K4 500m
ARG - Argentina		16			12							13	ARG
AUS - Australia	4	8	3	11	4	15		10			8		AUS
AUT - Austria											11		AUT
AZE - Azerbaijan							2		8	3			AZE
BEL - Belgium	11												BEL
BLR - Belarus									4		6	3	BLR
BRA - Brazil				10	13	2	3	2					BRA
BUL - Bulgaria						14							BUL
CAN - Canada	9	7		8		12				14	13	8	CAN
CHN - People's Republic of China							7		6	11	14	11	CHN
CUB - Cuba			9					6		12			CUB
CZE - Czech Republic	2		12		3	6	9	7					CZE
DEN - Denmark	6								2		12	6	DEN
ECU - Ecuador		11											ECU
ESP - Spain	1	=3		1	5		4			6			ESP
FRA - France	13	2	10	7	7	10	8			5		12	FRA
GBR - Great Britain		1		2					15	15	15	7	GBR
GEO - Georgia							5						GEO
GER - Germany	7	=3	1	5	1	1		1	5		2	2	GER
HUN - Hungary	10	15	7	4	11		10	4	1	9	1	1	HUN
ITA - Italy		6	6	13	14	8	15						ITA
KAZ - Kazakhstan			11	12	10		14			8	7	10	KAZ
KOR - Republic of Korea		12		9									KOR
LAT - Latvia		5				13							LAT
LTU - Lithuania		9	5	3			11						LTU
MDA - Republic of Moldova						3	12						MDA
MEX - Mexico							16						MEX
MOZ - Mozambique								11					MOZ
NZL - New Zealand									3	1		5	NZL
POL - Poland	14					9		9	12	2	3	9	POL
POR - Portugal	5		4		6		13		11	16			POR
RSA - South Africa									16	13			RSA
RUS - Russian Federation	3	14			9	4	6	5	9		5		RUS
SLO - Slovenia									10	4			SLO
SRB - Serbia	15	13	2	6	8				7		10	14	SRB
SVK - Slovakia	8		8		2	11			13	10			SVK
SWE - Sweden		10							14	7	9		SWE
TUN - Tunisia	16												TUN
UKR - Ukraine						5	1	3			4	4	UKR
UZB - Uzbekistan	12					7		8					UZB

Legend:														
=	Equal sign indicates that two or more NOCs share the same rank							C1	Canoe Single	C2	Canoe Double			
K1	Kayak Single		K2	Kayak Double		K4	Kayak Four							



Canoe Medal Standings

Quadro de medalhas da canoagem / Classement des médailles - Canoë-kayak

As of SAT 20 AUG 2016 at 10:19

After 16 of 16 Events

Rank	NOC	Canoe Sprint												Canoe Slalom												Total				Rank by Total				
		Men				Women				Total				Men				Women				Total												
		G	S	B	T	G	S	B	T	G	S	B	T	G	S	B	T	G	S	B	T	G	S	B	T	G	S	B	T					
1	GER - Germany	4		1	5		2		2	4	2	1	7																	4	2	1	7	1
2	ESP - Spain	2		1	3					2		1	3					1			1							1	3		1	4	=2	
3	HUN - Hungary					3				3	3		3															3			3	=4		
4	GBR - Great Britain	1	1		2					1	1	2	1	1		2					1	1				2	2	2	4		4	=2		
5	SVK - Slovakia		1		1						1		1	1	1	2					1	1					2	1	2		3	=4		
6	FRA - France		1		1					1		1	1	1	2					1		1				2	1	1	1	3	=4			
6	NZL - New Zealand					1		1	2	1		1	2					1		1						1	1	1	1	3	=4			
8	UKR - Ukraine	1		1	2					1		1	2															1		1	2	=10		
9	BRA - Brazil		2	1	3						2	1	3															2	1	3	=4			
10	CZE - Czech Republic		1	1	2						1	1	2				1	1									1	1		2	3	=4		
11	AZE - Azerbaijan		1		1			1	1			1	1	2														1	1	2	=10			
11	POL - Poland						1	1	2			1	1	2														1	1	2	=10			
13	DEN - Denmark						1		1			1		1														1		1	=14			
13	SLO - Slovenia														1		1										1		1	=14				
13	SRB - Serbia		1		1						1		1															1		1	=14			
16	AUS - Australia			1	1							1	1						1	1						1	1		2	2	=10			
17	BLR - Belarus						1	1				1	1															1	1	=14				
17	JPN - Japan														1	1											1	1	=14					
17	LTU - Lithuania			1	1							1	1															1	1	=14				
17	MDA - Republic of Moldova			1	1							1	1															1	1	=14				
17	RUS - Russian Federation			1	1							1	1															1	1	=14				
Total		8	8	9	25	4	4	4	12	12	12	13	37	3	3	3	9	1	1	1	3	4	4	4	12	16	16	17	49					

Legend:

= Equal sign indicates that two or more NOCs share the same rank by total
S Silver
T Total
B Bronze
G Gold



Entry List by Event

Lista de inscritos por evento / Liste des inscrits par épreuve

As of SAT 13 AUG 2016

Bib ARG 22 VOISARD REZOLA Ruben	Bib AUS 42 BIRD Stephen	Bib BRA 62 FREITAS da SILVA Edson Isaias	Bib CAN 85 de JONGE Mark
Bib CUB 50 VARGAS Fidel Antonio	Bib CZE 115 SVAB Filip	Bib ECU 24 de CESARE Cesar Ernesto	Bib EGY 58 ELSAYED Karim
Bib ESP 94 CRAVIOTTO Saul	Bib FRA 38 BEAUMONT Maxime	Bib GBR 99 HEATH Liam	Bib GER 90 RAUHE Ronny
Bib HUN 74 MOLNAR Peter	Bib ITA 26 RIZZA Manfredi	Bib KAZ 136 DERGUNOV Alexey	Bib KOR 55 CHO Gwanghee
Bib LAT 103 RUMJANCEVS Aleksejs	Bib LTU 10 NAVAKAUSKAS Ignas	Bib POL 2 KACZMAREK Pawel	Bib RUS 14 LUKANTSOV Evgenii
Bib SRB 69 NOVAKOVIC Marko	Bib SWE 77 MENNING Petter		

Note:
List of NOCs by alphabetical order.


Start List

Lista de largada / Liste de départ

REVISED

14 AUG 14:30

Lane	Bib	Heat 1 Race 58 9:00	Bib	Heat 2 Race 59 9:07	Bib	Heat 3 Race 60 9:14
1	90	GER RAUHE Ronald				
2	136	KAZ DERGUNOV Alexey	94	ESP CRAVIOTTO Saul	42	AUS BIRD Stephen
3	26	ITA RIZZA Manfredi	74	HUN MOLNAR Peter	69	SRB NOVAKOVIC Marko
4	24	ECU de CESARE Cesar Ernesto	14	RUS LUKANTSOV Evgenii	10	LTU NAVAKAUSKAS Ignas
5	85	CAN de JONGE Mark	38	FRA BEAUMONT Maxime	77	SWE MENNING Petter
6	2	POL KACZMAREK Pawel	115	CZE SVAB Filip	22	ARG VOISARD REZOLA Ruben
7	103	LAT RUMJANCEVS Aleksejs	55	KOR CHO Gwanghee	99	GBR HEATH Liam
8	62	BRA FREITAS da SILVA Edson Isaias	50	CUB VARGAS Fidel Antonio	58	EGY ELSAIED Karim

Progression System: 1st - 5th + 6th BT to SF, Rest out

Spelling correction for RAUHE Ronald (GER)



Results
Resultados / Résultats

Start Time: 8:59

Race 58

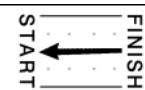
Olympic Best Time:	GBR	McKEEVER Ed	London (GBR) 2012	Olympic Games	35.087
--------------------	------------	-------------	-------------------	---------------	---------------

Rank	Lane	NOC	Bib	Name	200m		
1	1	GER	90	RAUHE Ronald	34.350	(1)	SF
					0.000		
2	3	ITA	26	RIZZA Manfredi	34.726	(2)	SF
					0.376		
3	5	CAN	85	de JONGE Mark	34.898	(3)	SF
					0.548		
4	7	LAT	103	RUMJANCEVS Aleksejs	35.175	(4)	SF
					0.825		
5	4	ECU	24	de CESARE Cesar Ernesto	35.216	(5)	SF
					0.866		
6	6	POL	2	KACZMAREK Pawel	35.562	(6)	X
					1.212		
7	8	BRA	62	FREITAS da SILVA Edson Isaias	35.665	(7)	X
					1.315		
8	2	KAZ	136	DERGUNOV Alexey	36.647	(8)	X
					2.297		

Progression System **1st - 5th + 6th BT to SF, Rest out**

Course Umpire:	ICF	TOTH Gheorghe	Chief Official:	ICF	GARNER Frank
Course Umpire:	ICF	FURUYA Toshihiko	Chief Judge:	ICF	KAHL Jens
Starter:	ICF	MOULE Peter	Chief Judge:	ICF	LEHTINEN Risto

Weather Conditions

Air Temperature:	Water Temperature:	Humidity:	Wind:	
23.0°C	18.0°C	80%	4.9 m/s	

Legend:	°C	Degree Celsius	SF	Qualified for Semifinals	X	Eliminated
----------------	----	----------------	-----------	--------------------------	----------	------------



Results

Resultados / Résultats

Start Time: 9:06
Race 59

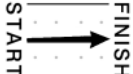
 Olympic Best Time: **GBR** McKEEVER Ed London (GBR) 2012 Olympic Games **35.087**

Rank	Lane	NOC	Bib	Name	200m		
1	5	FRA	38	BEAUMONT Maxime	34.322	(1)	SF
					0.000		
2	2	ESP	94	CRAVIOTTO Saul	34.694	(2)	SF
					0.372		
3	3	HUN	74	MOLNAR Peter	35.102	(3)	SF
					0.780		
4	4	RUS	14	LUKANTSOV Evgenii	35.245	(4)	SF
					0.923		
5	7	KOR	55	CHO Gwanghee	35.402	(5)	SF
					1.080		
6	8	CUB	50	VARGAS Fidel Antonio	35.561	(6)	X
					1.239		
7	6	CZE	115	SVAB Filip	35.567	(7)	X
					1.245		

 Progression System **1st - 5th + 6th BT to SF, Rest out**

Course Umpire:	ICF	WITHERDEN Alan	Chief Official:	ICF	GARNER Frank
Course Umpire:	ICF	TARABUSI Sante	Chief Judge:	ICF	KAHL Jens
Starter:	ICF	MOULE Peter	Chief Judge:	ICF	LEHTINEN Risto

Weather Conditions

Air Temperature:	Water Temperature:	Humidity:	Wind:	
23.0°C	18.0°C	80%	4.9 m/s	

Legend:
 °C Degree Celsius **SF** Qualified for Semifinals **X** Eliminated



Results
Resultados / Résultats

Start Time: 9:13

Race 60

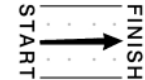
Olympic Best Time: **GBR** McKEEVER Ed London (GBR) 2012 Olympic Games **35.087**

Rank	Lane	NOC	Bib	Name	200m		
1	7	GBR	99	HEATH Liam	34.327	(1)	SF
					0.000		
2	2	AUS	42	BIRD Stephen	34.650	(2)	SF
					0.323		
3	3	SRB	69	NOVAKOVIC Marko	34.938	(3)	SF
					0.611		
4	4	LTU	10	NAVAKAUSKAS Ignas	35.144	(4)	SF
					0.817		
5	5	SWE	77	MENNING Petter	35.264	(5)	SF
					0.937		
6	6	ARG	22	VOISARD REZOLA Ruben	35.491	(6)	SF
					1.164		
7	8	EGY	58	ELSAVED Karim	37.294	(7)	X
					2.967		

Progression System **1st - 5th + 6th BT to SF, Rest out**

Course Umpire:	ICF	LETIENNE Michel	Chief Official:	ICF	GARNER Frank
Course Umpire:	ICF	HAVIAR Miroslav	Chief Judge:	ICF	KAHL Jens
Starter:	ICF	MOULE Peter	Chief Judge:	ICF	LEHTINEN Risto

Weather Conditions

Air Temperature:	Water Temperature:	Humidity:	Wind:	
23.0°C	18.0°C	80%	4.9 m/s	

Legend:
°C Degree Celsius **SF** Qualified for Semifinals **X** Eliminated



Start List

Lista de largada / Liste de départ

Lane	Bib	Semifinal 1 Race 67 10:07	Bib	Semifinal 2 Race 68 10:14
1	24	ECU de CESARE Cesar Ernesto	55	KOR CHO Gwanghee
2	14	RUS LUKANTSOV Evgenii	10	LTU NAVAKAUSKAS Ignas
3	69	SRB NOVAKOVIC Marko	74	HUN MOLNAR Peter
4	90	GER RAUHE Ronald	26	ITA RIZZA Manfredi
5	99	GBR HEATH Liam	38	FRA BEAUMONT Maxime
6	94	ESP CRAVIOTTO Saul	42	AUS BIRD Stephen
7	85	CAN de JONGE Mark	103	LAT RUMJANCEVS Aleksejs
8	77	SWE MENNING Petter	22	ARG VOISARD REZOLA Ruben

Progression System: 1st - 4th to FA, 5th - 8th to FB



Results
Resultados / Résultats

Start Time: 10:07

Race 67

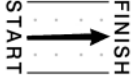
Olympic Best Time: **GBR** McKEEVER Ed London (GBR) 2012 Olympic Games **35.087**

Rank	Lane	NOC	Bib	Name	200m		
1	5	GBR	99	HEATH Liam	34.076	(1)	FA
					0.000		
2	4	GER	90	RAUHE Ronald	34.180	(2)	FA
					0.104		
3	6	ESP	94	CRAVIOTTO Saul	34.545	(3)	FA
					0.469		
4	7	CAN	85	de JONGE Mark	34.775	(4)	FA
					0.699		
5	3	SRB	69	NOVAKOVIC Marko	34.778	(5)	FB
					0.702		
6	8	SWE	77	MENNING Petter	34.995	(6)	FB
					0.919		
7	2	RUS	14	LUKANTSOV Evgenii	35.567	(7)	FB
					1.491		
8	1	ECU	24	de CESARE Cesar Ernesto	35.936	(8)	FB
					1.860		

Progression System **1st - 4th to FA, 5th - 8th to FB**

Course Umpire:	ICF	WITHERDEN Alan	Chief Official:	ICF	GARNER Frank
Course Umpire:	ICF	TARABUSI Sante	Chief Judge:	ICF	KAHL Jens
Starter:	ICF	MOULE Peter	Chief Judge:	ICF	LEHTINEN Risto

Weather Conditions

Air Temperature:	Water Temperature:	Humidity:	Wind:	
23.9°C	18.0°C	80%	4.9 m/s	

Legend:	°C Degree Celsius	FA Final A	FB Final B
----------------	-------------------	-------------------	-------------------



Results
Resultados / Résultats

Start Time: 10:13

Race 68

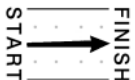
Olympic Best Time: GBR McKEEVER Ed	London (GBR) 2012	Olympic Games	35.087
---	-------------------	---------------	---------------

Rank	Lane	NOC	Bib	Name	200m		
1	5	FRA	38	BEAUMONT Maxime	34.398	(1)	FA
					0.000		
2	6	AUS	42	BIRD Stephen	34.584	(2)	FA
					0.186		
3	4	ITA	26	RIZZA Manfredi	34.686	(3)	FA
					0.288		
4	7	LAT	103	RUMJANCEVS Aleksejs	34.722	(4)	FA
					0.324		
5	2	LTU	10	NAVAKAUSKAS Ignas	35.168	(5)	FB
					0.770		
6	3	HUN	74	MOLNAR Peter	35.207	(6)	FB
					0.809		
7	8	ARG	22	VOISARD REZOLA Ruben	35.439	(7)	FB
					1.041		
8	1	KOR	55	CHO Gwanghee	35.869	(8)	FB
					1.471		

Progression System **1st - 4th to FA, 5th - 8th to FB**

Course Umpire:	ICF	LETIENNE Michel	Chief Official:	ICF	GARNER Frank
Course Umpire:	ICF	HAVIAR Miroslav	Chief Judge:	ICF	KAHL Jens
Starter:	ICF	MOULE Peter	Chief Judge:	ICF	LEHTINEN Risto

Weather Conditions

Air Temperature:	Water Temperature:	Humidity:	Wind:	
23.9°C	18.0°C	80%	4.9 m/s	

Legend:	°C Degree Celsius	FA Final A	FB Final B
----------------	-------------------	-------------------	-------------------



Start List

Lista de largada / Liste de départ

Lane	Bib	Final B Race 75 9:00	Bib	Final A Race 76 9:07
1	24	ECU de CESARE Cesar Ernesto	85	CAN de JONGE Mark
2	22	ARG VOISARD REZOLA Ruben	26	ITA RIZZA Manfredi
3	77	SWE MENNING Petter	90	GER RAUHE Ronald
4	10	LTU NAVAKAUSKAS Ignas	38	FRA BEAUMONT Maxime
5	69	SRB NOVAKOVIC Marko	99	GBR HEATH Liam
6	74	HUN MOLNAR Peter	42	AUS BIRD Stephen
7	14	RUS LUKANTSOV Evgenii	94	ESP CRAVIOTTO Saul
8	55	KOR CHO Gwanghee	103	LAT RUMJANCEVS Aleksejs



Results
Resultados / Résultats

Start Time: 8:59


Race 75

Olympic Best Time:	GBR	McKEEVER Ed	London (GBR) 2012	Olympic Games	35.087
--------------------	------------	-------------	-------------------	---------------	---------------

Rank	Lane	NOC	Bib	Name	200m	
1	4	LTU	10	NAVAKAUSKAS Ignas	37.075	(1)
					0.000	
2	3	SWE	77	MENNING Petter	37.104	(2)
					0.029	
3	1	ECU	24	de CESARE Cesar Ernesto	37.169	(3)
					0.094	
4	8	KOR	55	CHO Gwanghee	37.265	(4)
					0.190	
5	5	SRB	69	NOVAKOVIC Marko	37.415	(5)
					0.340	
6	7	RUS	14	LUKANTSOV Evgenii	37.482	(6)
					0.407	
7	6	HUN	74	MOLNAR Peter	37.896	(7)
					0.821	
8	2	ARG	22	VOISARD REZOLA Ruben	38.061	(8)
					0.986	

Course Umpire:	ICF	TOTH Gheorghe	Chief Official:	ICF	GARNER Frank
Course Umpire:	ICF	FURUYA Toshihiko	Chief Judge:	ICF	KAHL Jens
Starter:	ICF	MOULE Peter	Chief Judge:	ICF	LEHTINEN Risto

Weather Conditions

Air Temperature:	Water Temperature:	Humidity:	Wind:	
24.8°C	18.0°C	74%	0.4 m/s	

Legend:
°C Degree Celsius



Results

Resultados / Résultats


Start Time: 9:06
Race 76

Olympic Best Time: GBR McKEEVER Ed	London (GBR) 2012	Olympic Games	35.087
---	-------------------	---------------	---------------

Rank	Lane	NOC	Bib	Name	200m	
1	5	GBR	99	HEATH Liam	35.197	(1)
					0.000	
2	4	FRA	38	BEAUMONT Maxime	35.362	(2)
					0.165	
3	7	ESP	94	CRAVIOTTO Saul	35.662	(=3)
					0.465	
3	3	GER	90	RAUHE Ronald	35.662	(=3)
					0.465	
5	8	LAT	103	RUMJANCEVS Aleksejs	35.891	(5)
					0.694	
6	2	ITA	26	RIZZA Manfredi	36.000	(6)
					0.803	
7	1	CAN	85	de JONGE Mark	36.080	(7)
					0.883	
8	6	AUS	42	BIRD Stephen	36.426	(8)
					1.229	

Course Umpire:	ICF	LETIENNE Michel	Chief Official:	ICF	GARNER Frank
Course Umpire:	ICF	HAVIAR Miroslav	Chief Judge:	ICF	KAHL Jens
Starter:	ICF	MOULE Peter	Chief Judge:	ICF	LEHTINEN Risto

Weather Conditions

Air Temperature:	Water Temperature:	Humidity:	Wind:	
24.8°C	18.0°C	74%	0.4 m/s	

Legend:	°C	Degree Celsius	=	Equal sign indicates that two or more athletes share the same secondary rank
---------	----	----------------	---	--



Results Summary by Event

Resumo dos resultados por evento / Résumé des résultats par épreuve

Race	Date	Round	Rank								Progression System
			1	2	3	4	5	6	7	8	
Heats											
58	19 AUG	1	GER	ITA	CAN	LAT	ECU	POL	BRA	KAZ	1st - 5th + 6th BT to SF, Rest out
			34.350	34.726	34.898	35.175	35.216	35.562	35.665	36.647	
59	19 AUG	2	FRA	ESP	HUN	RUS	KOR	CUB	CZE		
			34.322	34.694	35.102	35.245	35.402	35.561	35.567		
60	19 AUG	3	GBR	AUS	SRB	LTU	SWE	ARG	EGY		
			34.327	34.650	34.938	35.144	35.264	35.491	37.294		
Semifinals											
67	19 AUG	1	GBR	GER	ESP	CAN	SRB	SWE	RUS	ECU	1st - 4th to FA, 5th - 8th to FB
			34.076	34.180	34.545	34.775	34.778	34.995	35.567	35.936	
68	19 AUG	2	FRA	AUS	ITA	LAT	LTU	HUN	ARG	KOR	
			34.398	34.584	34.686	34.722	35.168	35.207	35.439	35.869	
Finals											
75	20 AUG	B	LTU	SWE	ECU	KOR	SRB	RUS	HUN	ARG	
			37.075	37.104	37.169	37.265	37.415	37.482	37.896	38.061	
76	20 AUG	A	GBR	FRA	ESP		LAT	ITA	CAN	AUS	
			35.197	35.362	35.662		35.891	36.000	36.080	36.426	



Entry List by Event

Lista de inscritos por evento / Liste des inscrits par épreuve

As of SAT 13 AUG 2016

Bib AUS

45 STEWART Murray

Bib CZE

113 DOSTAL Josef

Bib GER

88 HOFF Max

Bib NZL

108 McDOWELL Marty

Bib SRB

70 PAJIC Dejan

Bib UZB

32 MOCHALOV Aleksey

Bib BEL

109 PETERS Artuur

Bib DEN

112 HOLTEN Rene

Bib HUN

53 KOPASZ Balint

Bib POL

3 ROSOLSKI Rafal

Bib SUI

111 WYSS Fabio

Bib BUL

11 KIRCHEV Miroslav

Bib ESP

95 WALZ Marcus

Bib ITA

27 RICCHETTI Alberto

Bib POR

79 PIMENTA Fernando

Bib SVK

106 GELLE Peter

Bib CAN

118 van KOEVERDEN Adam

Bib FRA

39 CARRE Cyrille

Bib KAZ

20 GOLEDOV Ilya

Bib RUS

13 ANOSHKIN Roman

Bib TUN

47 MRABET Mohamed Ali

Note:
List of NOCs by alphabetical order.


Start List

Lista de largada / Liste de départ

Lane	Bib	Heat 1 Race 10 10:06	Bib	Heat 2 Race 11 10:14	Bib	Heat 3 Race 12 10:22
1						
2	118	CAN van KOEVERDEN Adam	27	ITA RICCHETTI Alberto	32	UZB MOCHALOV Aleksey
3	111	SUI WYSS Fabio	39	FRA CARRE Cyrille	95	ESP WALZ Marcus
4	11	BUL KIRCHEV Miroslav	45	AUS STEWART Murray	88	GER HOFF Max
5	112	DEN HOLTEN Rene	113	CZE DOSTAL Josef	79	POR PIMENTA Fernando
6	106	SVK GELLE Peter	70	SRB PAJIC Dejan	109	BEL PETERS Artuur
7	3	POL ROSOLSKI Rafal	13	RUS ANOSHKIN Roman	47	TUN MRABET Mohamed Ali
8	53	HUN KOPASZ Balint	20	KAZ GOLEDOV Ilya	108	NZL McDOWELL Marty

Progression System: 1st - 5th + 6th BT to SF, Rest out



Results
Resultados / Résultats

Start Time: 10:08

Race 10


Olympic Best Time: **NOR** LARSEN Eirik Veras Athens (GRE) 2004 Olympic Games **3:25.897**

Rank	Lane	NOC	Bib	Name	250m	500m	750m	1000m	
1	5	DEN	112	HOLTEN Rene	51.34 (=1) 0.00	1:45.97 (1) 54.63 (4) 0.00	2:40.82 (1) 54.85 (1) 0.00	3:35.722 (1) 54.900 (1) 0.000	SF
2	6	SVK	106	GELLE Peter	52.08 (=4) 0.74	1:46.36 (=2) 54.28 (1) 0.39	2:41.23 (2) 54.87 (3) 0.41	3:36.342 (2) 55.110 (3) 0.620	SF
3	2	CAN	118	van KOEVERDEN Adam	52.08 (=4) 0.74	1:46.48 (4) 54.40 (3) 0.51	2:41.34 (3) 54.86 (2) 0.52	3:37.212 (3) 55.870 (5) 1.490	SF
4	7	POL	3	ROSOLSKI Rafal	52.05 (3) 0.71	1:46.36 (=2) 54.31 (2) 0.39	2:42.36 (4) 56.00 (5) 1.54	3:37.700 (4) 55.340 (4) 1.978	SF
5	8	HUN	53	KOPASZ Balint	51.34 (=1) 0.00	1:47.03 (5) 55.69 (6) 1.06	2:43.08 (6) 56.05 (6) 2.26	3:38.011 (5) 54.930 (2) 2.289	SF
6	4	BUL	11	KIRCHEV Miroslav	52.16 (6) 0.82	1:47.21 (6) 55.05 (5) 1.24	2:43.04 (5) 55.83 (4) 2.22	3:39.363 (6) 56.320 (7) 3.641	X
7	3	SUI	111	WYSS Fabio	53.61 (7) 2.27	1:49.72 (7) 56.11 (7) 3.75	2:45.84 (7) 56.12 (7) 5.02	3:41.985 (7) 56.140 (6) 6.263	X

Progression System **1st - 5th + 6th BT to SF, Rest out**

Course Umpire:	ICF	TOTH Gheorghe	Chief Official:	ICF	GARNER Frank
Course Umpire:	ICF	FURUYA Toshihiko	Chief Judge:	ICF	KAHL Jens
Starter:	ICF	MOIR Michael	Chief Judge:	ICF	LEHTINEN Risto

Weather Conditions

Air Temperature:	Water Temperature:	Humidity:	Wind:	
25.0°C	23.0°C	58%	3.0 m/s	

Legend:	°C Degree Celsius	SF Qualified for Semifinals	X Eliminated
=	Equal sign indicates that two or more athletes share the same secondary rank		



Results
Resultados / Résultats

Start Time: 10:15

Race 11


Olympic Best Time: **NOR** LARSEN Eirik Veras Athens (GRE) 2004 Olympic Games **3:25.897**

Rank	Lane	NOC	Bib	Name	250m	500m	750m	1000m	
1	5	CZE	113	DOSTAL Josef	54.03 (7) 2.78	1:48.16 (5) 54.13 (3) 3.38	2:41.58 (3) 53.42 (1) 1.32	3:35.342 (1) 53.760 (3) 0.000	SF
2	4	AUS	45	STEWART Murray	51.26 (2) 0.01	1:44.78 (1) 53.52 (1) 0.00	2:40.26 (1) 55.48 (4) 0.00	3:36.210 (2) 55.950 (7) 0.868	SF
3	3	FRA	39	CARRE Cyrille	51.25 (1) 0.00	1:45.18 (2) 53.93 (2) 0.40	2:41.11 (2) 55.93 (6) 0.85	3:36.322 (3) 55.210 (6) 0.980	SF
4	6	SRB	70	PAJIC Dejan	53.60 (6) 2.35	1:48.95 (6) 55.35 (6) 4.17	2:43.41 (6) 54.46 (2) 3.15	3:36.884 (4) 53.470 (2) 1.542	SF
5	7	RUS	13	ANOSHKIN Roman	51.33 (3) 0.08	1:46.24 (3) 54.91 (4) 1.46	2:42.73 (4) 56.49 (7) 2.47	3:37.296 (5) 54.560 (4) 1.954	SF
6	2	ITA	27	RICCHETTI Alberto	52.66 (4) 1.41	1:47.60 (4) 54.94 (5) 2.82	2:43.02 (5) 55.42 (3) 2.76	3:37.610 (6) 54.590 (5) 2.268	X
7	8	KAZ	20	GOLENDOV Ilya	53.39 (5) 2.14	1:49.32 (7) 55.93 (7) 4.54	2:44.95 (7) 55.63 (5) 4.69	3:37.953 (7) 53.000 (1) 2.611	X

Progression System **1st - 5th + 6th BT to SF, Rest out**

Course Umpire:	ICF	LETIENNE Michel	Chief Official:	ICF	GARNER Frank
Course Umpire:	ICF	HAVIAR Miroslav	Chief Judge:	ICF	KAHL Jens
Starter:	ICF	MOIR Michael	Chief Judge:	ICF	LEHTINEN Risto

Weather Conditions

Air Temperature:	Water Temperature:	Humidity:	Wind:	
25.0°C	23.0°C	58%	3.0 m/s	

Legend:
°C Degree Celsius **SF** Qualified for Semifinals **X** Eliminated



Results
Resultados / Résultats

Start Time: 10:23

Race 12


Olympic Best Time: **NOR** LARSEN Eirik Veras Athens (GRE) 2004 Olympic Games **3:25.897**

Rank	Lane	NOC	Bib	Name	250m		500m		750m		1000m		
1	5	POR	79	PIMENTA Fernando	49.56	(1)	1:43.11	(1)	2:38.79	(1)	3:33.140	(1)	SF
					0.00		53.55	(1)	55.68	(6)	54.350	(5)	
							0.00		0.00		0.000		
2	4	GER	88	HOFF Max	51.21	(5)	1:45.20	(4)	2:39.83	(2)	3:33.585	(2)	SF
					1.65		53.99	(3)	54.63	(2)	53.750	(3)	
							2.09		1.04		0.445		
3	3	ESP	95	WALZ Marcus	50.07	(2)	1:44.96	(2)	2:40.47	(3)	3:33.786	(3)	SF
					0.51		54.89	(7)	55.51	(4)	53.310	(2)	
							1.85		1.68		0.646		
4	2	UZB	32	MOCHALOV Aleksey	52.84	(7)	1:47.47	(7)	2:42.02	(7)	3:34.469	(4)	SF
					3.28		54.63	(4)	54.55	(1)	52.440	(1)	
							4.36		3.23		1.329		
5	6	BEL	109	PETERS Artuur	50.37	(3)	1:45.04	(3)	2:40.58	(5)	3:34.781	(5)	SF
					0.81		54.67	(5)	55.54	(5)	54.200	(4)	
							1.93		1.79		1.641		
6	7	TUN	47	MRABET Mohamed Ali	51.50	(6)	1:45.29	(5)	2:40.50	(4)	3:35.084	(6)	SF
					1.94		53.79	(2)	55.21	(3)	54.580	(6)	
							2.18		1.71		1.944		
7	8	NZL	108	McDOWELL Marty	51.19	(4)	1:45.88	(6)	2:41.99	(6)	3:39.588	(7)	X
					1.63		54.69	(6)	56.11	(7)	57.590	(7)	
							2.77		3.20		6.448		

Progression System **1st - 5th + 6th BT to SF, Rest out**

Course Umpire:	ICF	WITHERDEN Alan	Chief Official:	ICF	GARNER Frank
Course Umpire:	ICF	TARABUSI Sante	Chief Judge:	ICF	KAHL Jens
Starter:	ICF	MOIR Michael	Chief Judge:	ICF	LEHTINEN Risto

Weather Conditions

Air Temperature:	Water Temperature:	Humidity:	Wind:	
25.0°C	23.0°C	58%	3.0 m/s	

Legend:	°C Degree Celsius	SF Qualified for Semifinals	X Eliminated
----------------	-------------------	------------------------------------	---------------------



Start List

Lista de largada / Liste de départ

Lane	Bib	Semifinal 1 Race 20 11:21	Bib	Semifinal 2 Race 21 11:29
1	53	HUN KOPASZ Balint	13	RUS ANOSHKIN Roman
2	70	SRB PAJIC Dejan	32	UZB MOCHALOV Aleksey
3	95	ESP WALZ Marcus	39	FRA CARRE Cyrille
4	112	DEN HOLTEN Rene	106	SVK GELLE Peter
5	79	POR PIMENTA Fernando	113	CZE DOSTAL Josef
6	45	AUS STEWART Murray	88	GER HOFF Max
7	118	CAN van KOEVERDEN Adam	3	POL ROSOLSKI Rafal
8	109	BEL PETERS Artuur	47	TUN MRABET Mohamed Ali

Progression System: 1st - 4th to FA, 5th - 8th to FB



Results
Resultados / Résultats

Start Time: 11:22

Race 20

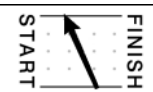
Olympic Best Time: **NOR** LARSEN Eirik Veras Athens (GRE) 2004 Olympic Games **3:25.897**

Rank	Lane	NOC	Bib	Name	250m	500m	750m	1000m	
1	6	AUS	45	STEWART Murray	51.07 (2) 0.72	1:44.68 (2) 53.61 (=1) 0.72	2:38.23 (1) 53.55 (1) 0.00	3:32.602 (1) 54.370 (5) 0.000	FA
2	5	POR	79	PIMENTA Fernando	50.35 (1) 0.00	1:43.96 (1) 53.61 (=1) 0.00	2:38.70 (2) 54.74 (6) 0.47	3:33.420 (2) 54.720 (7) 0.818	FA
3	3	ESP	95	WALZ Marcus	52.66 (5) 2.31	1:49.01 (6) 56.35 (7) 5.05	2:43.07 (7) 54.06 (3) 4.84	3:33.781 (3) 50.710 (1) 1.179	FA
4	4	DEN	112	HOLTEN Rene	51.93 (4) 1.58	1:46.86 (=3) 54.93 (4) 2.90	2:40.99 (3) 54.13 (5) 2.76	3:34.344 (4) 53.350 (2) 1.742	FA
5	1	HUN	53	KOPASZ Balint	52.67 (6) 2.32	1:47.18 (5) 54.51 (3) 3.22	2:41.27 (4) 54.09 (4) 3.04	3:34.772 (5) 53.500 (3) 2.170	FB
6	7	CAN	118	van KOEVERDEN Adam	53.40 (7) 3.05	1:49.07 (7) 55.67 (6) 5.11	2:42.70 (5) 53.63 (2) 4.47	3:36.230 (6) 53.530 (4) 3.628	FB
7	8	BEL	109	PETERS Artuur	51.28 (3) 0.93	1:46.86 (=3) 55.58 (5) 2.90	2:42.92 (6) 56.06 (8) 4.69	3:37.586 (7) 54.660 (6) 4.984	FB
8	2	SRB	70	PAJIC Dejan	54.63 (8) 4.28	1:52.48 (8) 57.85 (8) 8.52	2:48.37 (8) 55.89 (7) 10.14	3:48.158 (8) 59.780 (8) 15.556	FB

Progression System 1st - 4th to FA, 5th - 8th to FB

Course Umpire:	ICF	WITHERDEN Alan	Chief Official:	ICF	GARNER Frank
Course Umpire:	ICF	TARABUSI Sante	Chief Judge:	ICF	KAHL Jens
Starter:	ICF	MOIR Michael	Chief Judge:	ICF	LEHTINEN Risto

Weather Conditions

Air Temperature:	Water Temperature:	Humidity:	Wind:	
25.0°C	24.0°C	58%	3.0 m/s	

Legend:				
°C	Degree Celsius	FA	Final A	FB
=	Equal sign indicates that two or more athletes share the same secondary rank			



Results
Resultados / Résultats

Start Time: 11:29

Race 21

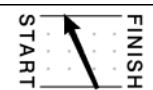
Olympic Best Time: **NOR** LARSEN Eirik Veras Athens (GRE) 2004 Olympic Games **3:25.897**

Rank	Lane	NOC	Bib	Name	250m	500m	750m	1000m	
1	1	RUS	13	ANOSHKIN Roman	51.95 (1)	1:46.31 (1)	2:40.08 (1)	3:34.833 (1)	FA
					0.00	54.36 (1)	53.77 (1)	54.750 (6)	
						0.00	0.00	0.000	
2	6	GER	88	HOFF Max	52.38 (2)	1:48.02 (5)	2:43.26 (4)	3:36.136 (2)	FA
					0.43	55.64 (5)	55.24 (6)	52.870 (3)	
						1.71	3.18	1.303	
3	4	SVK	106	GELLE Peter	54.84 (7)	1:50.87 (7)	2:45.23 (7)	3:36.193 (3)	FA
					2.89	56.03 (7)	54.36 (2)	50.960 (1)	
						4.56	5.15	1.360	
4	5	CZE	113	DOSTAL Josef	52.92 (4)	1:47.68 (3)	2:42.70 (3)	3:36.384 (4)	FA
					0.97	54.76 (2)	55.02 (5)	53.680 (4)	
						1.37	2.62	1.551	
5	2	UZB	32	MOCHALOV Aleksey	53.08 (6)	1:49.08 (6)	2:44.95 (6)	3:36.968 (5)	FB
					1.13	56.00 (6)	55.87 (8)	52.010 (2)	
						2.77	4.87	2.135	
6	3	FRA	39	CARRE Cyrille	52.45 (3)	1:47.66 (2)	2:42.57 (2)	3:38.115 (6)	FB
					0.50	55.21 (4)	54.91 (4)	55.540 (8)	
						1.35	2.49	3.282	
7	7	POL	3	ROSOLSKI Rafal	53.00 (5)	1:47.92 (4)	2:43.72 (5)	3:38.379 (7)	FB
					1.05	54.92 (3)	55.80 (7)	54.650 (5)	
						1.61	3.64	3.546	
8	8	TUN	47	MRABET Mohamed Ali	56.03 (8)	1:53.02 (8)	2:47.79 (8)	3:43.145 (8)	FB
					4.08	56.99 (8)	54.77 (3)	55.350 (7)	
						6.71	7.71	8.312	

Progression System **1st - 4th to FA, 5th - 8th to FB**

Course Umpire:	ICF	TOTH Gheorghe	Chief Official:	ICF	GARNER Frank
Course Umpire:	ICF	FURUYA Toshihiko	Chief Judge:	ICF	KAHL Jens
Starter:	ICF	MOIR Michael	Chief Judge:	ICF	LEHTINEN Risto

Weather Conditions

Air Temperature:	Water Temperature:	Humidity:	Wind:	
25.0°C	24.0°C	58%	3.0 m/s	

Legend:	°C Degree Celsius	FA Final A	FB Final B
----------------	-------------------	-------------------	-------------------



Start List

Lista de largada / Liste de départ

Lane	Bib	Final B Race 28 10:04	Bib	Final A Race 29 10:12
1	70	SRB PAJIC Dejan	112	DEN HOLTEN Rene
2	3	POL ROSOLSKI Rafal	106	SVK GELLE Peter
3	118	CAN van KOEVERDEN Adam	79	POR PIMENTA Fernando
4	32	UZB MOCHALOV Aleksey	13	RUS ANOSHKIN Roman
5	53	HUN KOPASZ Balint	45	AUS STEWART Murray
6	39	FRA CARRE Cyrille	88	GER HOFF Max
7	109	BEL PETERS Artuur	95	ESP WALZ Marcus
8	47	TUN MRABET Mohamed Ali	113	CZE DOSTAL Josef



Results
Resultados / Résultats

Start Time: 10:04


Race 28

Olympic Best Time: **NOR** LARSEN Eirik Veras Athens (GRE) 2004 Olympic Games **3:25.897**

Rank	Lane	NOC	Bib	Name	250m	500m	750m	1000m	
1	3	CAN	118	van KOEVERDEN Adam	50.85 (2) 0.24	1:43.89 (1) 53.04 (1) 0.00	2:38.21 (1) 54.32 (1) 0.00	3:31.872 (1) 53.660 (2) 0.000	
2	5	HUN	53	KOPASZ Balint	51.31 (4) 0.70	1:45.29 (4) 53.98 (4) 1.40	2:39.70 (3) 54.41 (2) 1.49	3:32.392 (2) 52.690 (1) 0.520	
3	7	BEL	109	PETERS Artuur	50.61 (1) 0.00	1:44.20 (2) 53.59 (3) 0.31	2:39.01 (2) 54.81 (3) 0.80	3:33.521 (3) 54.510 (3) 1.649	
4	4	UZB	32	MOCHALOV Aleksey	51.01 (3) 0.40	1:44.53 (3) 53.52 (2) 0.64	2:39.76 (4) 55.23 (4) 1.55	3:34.807 (4) 55.040 (4) 2.935	
5	6	FRA	39	CARRE Cyrille	51.79 (6) 1.18	1:45.98 (5) 54.19 (6) 2.09	2:41.27 (5) 55.29 (5) 3.06	3:36.606 (5) 55.330 (5) 4.734	
6	2	POL	3	ROSOLSKI Rafal	52.32 (7) 1.71	1:46.50 (6) 54.18 (5) 2.61	2:42.71 (6) 56.21 (7) 4.50	3:39.021 (6) 56.310 (6) 7.149	
7	1	SRB	70	PAJIC Dejan	51.66 (5) 1.05	1:46.85 (7) 55.19 (7) 2.96	2:42.92 (7) 56.07 (6) 4.71	3:40.502 (7) 57.580 (7) 8.630	
8	8	TUN	47	MRABET Mohamed Ali	53.44 (8) 2.83	1:49.96 (8) 56.52 (8) 6.07	2:46.80 (8) 56.84 (8) 8.59	3:45.122 (8) 58.320 (8) 13.250	

Course Umpire:	ICF	LETIENNE Michel	Chief Official:	ICF	GARNER Frank
Course Umpire:	ICF	HAVIAR Miroslav	Chief Judge:	ICF	KAHL Jens
Starter:	ICF	MOIR Michael	Chief Judge:	ICF	LEHTINEN Risto

Weather Conditions

Air Temperature:	Water Temperature:	Humidity:	Wind:	
23.0°C	20.0°C	74%	2.0 m/s	

Legend:
°C Degree Celsius



Results
Resultados / Résultats

Start Time: 10:12


Race 29

Olympic Best Time: **NOR** LARSEN Eirik Veras Athens (GRE) 2004 Olympic Games **3:25.897**

Rank	Lane	NOC	Bib	Name	250m	500m	750m	1000m	
1	7	ESP	95	WALZ Marcus	50.23 (2) 0.92	1:45.46 (5) 55.23 (7) 2.81	2:39.43 (5) 53.97 (4) 2.05	3:31.447 (1) 52.010 (1) 0.000	
2	8	CZE	113	DOSTAL Josef	50.78 (5) 1.47	1:43.77 (3) 52.99 (2) 1.12	2:37.66 (3) 53.89 (2) 0.28	3:32.145 (2) 54.480 (2) 0.698	
3	4	RUS	13	ANOSHKIN Roman	50.64 (3) 1.33	1:44.09 (4) 53.45 (4) 1.44	2:37.54 (2) 53.45 (1) 0.16	3:33.363 (3) 55.820 (6) 1.916	
4	5	AUS	45	STEWART Murray	50.70 (4) 1.39	1:43.46 (2) 52.76 (1) 0.81	2:37.38 (1) 53.92 (3) 0.00	3:33.741 (4) 56.360 (7) 2.294	
5	3	POR	79	PIMENTA Fernando	49.31 (1) 0.00	1:42.65 (1) 53.34 (3) 0.00	2:38.27 (4) 55.62 (7) 0.89	3:35.349 (5) 57.070 (8) 3.902	
6	1	DEN	112	HOLTEN Rene	51.10 (6) 1.79	1:45.83 (6) 54.73 (5) 3.18	2:41.41 (6) 55.58 (6) 4.03	3:36.840 (6) 55.430 (4) 5.393	
7	6	GER	88	HOFF Max	51.56 (7) 2.25	1:46.78 (7) 55.22 (6) 4.13	2:42.09 (7) 55.31 (5) 4.71	3:37.581 (7) 55.490 (5) 6.134	
8	2	SVK	106	GELLE Peter	53.40 (8) 4.09	1:49.64 (8) 56.24 (8) 6.99	2:45.32 (8) 55.68 (8) 7.94	3:40.691 (8) 55.370 (3) 9.244	

Course Umpire:	ICF	LETIENNE Michel	Chief Official:	ICF	GARNER Frank
Course Umpire:	ICF	HAVIAR Miroslav	Chief Judge:	ICF	KAHL Jens
Starter:	ICF	MOIR Michael	Chief Judge:	ICF	LEHTINEN Risto

Weather Conditions

Air Temperature:	Water Temperature:	Humidity:	Wind:	
23.0°C	20.0°C	74%	2.0 m/s	

Legend:
°C Degree Celsius



Results Summary by Event

Resumo dos resultados por evento / Résumé des résultats par épreuve

Race	Date	Round	Rank								Progression System
			1	2	3	4	5	6	7	8	
Heats											
10	15 AUG	1	DEN	SVK	CAN	POL	HUN	BUL	SUI	1st - 5th + 6th BT to SF, Rest out	
			3:35.722	3:36.342	3:37.212	3:37.700	3:38.011	3:39.363	3:41.985		
11	15 AUG	2	CZE	AUS	FRA	SRB	RUS	ITA	KAZ		
			3:35.342	3:36.210	3:36.322	3:36.884	3:37.296	3:37.610	3:37.953		
12	15 AUG	3	POR	GER	ESP	UZB	BEL	TUN	NZL		
			3:33.140	3:33.585	3:33.786	3:34.469	3:34.781	3:35.084	3:39.588		
Semifinals											
20	15 AUG	1	AUS	POR	ESP	DEN	HUN	CAN	BEL	SRB	1st - 4th to FA, 5th - 8th to FB
			3:32.602	3:33.420	3:33.781	3:34.344	3:34.772	3:36.230	3:37.586	3:48.158	
21	15 AUG	2	RUS	GER	SVK	CZE	UZB	FRA	POL	TUN	
			3:34.833	3:36.136	3:36.193	3:36.384	3:36.968	3:38.115	3:38.379	3:43.145	
Finals											
28	16 AUG	B	CAN	HUN	BEL	UZB	FRA	POL	SRB	TUN	
			3:31.872	3:32.392	3:33.521	3:34.807	3:36.606	3:39.021	3:40.502	3:45.122	
29	16 AUG	A	ESP	CZE	RUS	AUS	POR	DEN	GER	SVK	
			3:31.447	3:32.145	3:33.363	3:33.741	3:35.349	3:36.840	3:37.581	3:40.691	



Entry List by Event

Lista de inscritos por evento / Liste des inscrits par épreuve

As of SAT 13 AUG 2016

Bib AUS

145 BOWKER Daniel
146 WOOD Jordan

Bib BRA

62 FREITAS da SILVA Edson Isaías
147 BITENCOURT RIBEIRO Gilvan

Bib CAN

148 COCHRANE Ryan
149 FOURNEL Hugues

Bib ESP

94 CRAVIOTTO Saul
150 TORO Cristian

Bib FRA

151 JOUVE Sebastien
38 BEAUMONT Maxime

Bib GBR

99 HEATH Liam
152 SCHOFIELD Jon

Bib GER

90 RAUHE Ronny
153 LIEBSCHER Tom

Bib HUN

243 TOTKA Sandor
74 MOLNAR Peter

Bib ITA

27 RICCHETTI Alberto
154 CRENNNA Mauro

Bib KAZ

83 TOKARNYTSKYI Sergii
155 YERGUCHYOV Andrey

Bib KOR

156 CHOI Minkyu
55 CHO Gwanghee

Bib LTU

157 LANKAS Aurimas
158 RAMANAUSKAS Edvinas

Bib SRB

159 GRUJIC Nebojsa
69 NOVAKOVIC Marko

Note:
List of NOCs by alphabetical order.



Start List

Lista de largada / Liste de départ

REVISED
14 AUG 14:30

Lane	Bib	Heat 1 Race 35 9:44	Bib	Heat 2 Race 36 9:51
1				
2		KAZ 83 TOKARNYTSKYI Sergii 155 YERGUCHOV Andrey		BRA 62 FREITAS da SILVA Edson Isaias 147 BITENCOURT RIBEIRO Gilvan
3		ESP 94 CRAVIOTTO Saul 150 TORO Cristian		CAN 148 COCHRANE Ryan 149 FOURNEL Hugues
4		GBR 99 HEATH Liam 152 SCHOFIELD Jon		FRA 151 JOUVE Sebastien 38 BEAUMONT Maxime
5		HUN 243 TOTKA Sandor 74 MOLNAR Peter		SRB 159 GRUJIC Nebojsa 69 NOVAKOVIC Marko
6		GER 90 RAUHE Ronald 153 LIEBSCHER Tom		LTU 157 LANKAS Aurimas 158 RAMANAUSKAS Edvinas
7		ITA 27 RICCHETTI Alberto 154 CRENNNA Mauro		AUS 145 BOWKER Daniel 146 WOOD Jordan
8		KOR 156 CHOI Minkyu 55 CHO Gwanghee		

Progression System: **1st to FA, Rest to SF**

Spelling correction for RAUHE Ronald (GER)



Results
Resultados / Résultats

Start Time: 9:43

Race 35


Olympic Best Time: **RUS** Postrigay / Dyachenko London (GBR) 2012 Olympic Games **32.051**

Rank	Lane	NOC	Bib	Name	200m		
1	3	ESP	94 150	CRAVIOTTO Saul TORO Cristian	31.161 0.000	(1)	FA
2	5	HUN	243 74	TOTKA Sandor MOLNAR Peter	31.438 0.277	(2)	SF
3	4	GBR	99 152	HEATH Liam SCHOFIELD Jon	31.534 0.373	(3)	SF
4	6	GER	90 153	RAUHE Ronald LIEBSCHER Tom	31.572 0.411	(4)	SF
5	2	KAZ	83 155	TOKARNYTSKYI Sergii YERGUCHYOV Andrey	33.807 2.646	(5)	SF
6	8	KOR	156 55	CHOI Minkyu CHO Gwanghee	33.825 2.664	(6)	SF
7	7	ITA	27 154	RICCHETTI Alberto CRENNA Mauro	34.000 2.839	(7)	SF

Progression System **1st to FA, Rest to SF**

Course Umpire:	ICF	WITHERDEN Alan	Chief Official:	ICF	GARNER Frank
Course Umpire:	ICF	TARABUSI Sante	Chief Judge:	ICF	KAHL Jens
Starter:	ICF	MOULE Peter	Chief Judge:	ICF	LEHTINEN Risto

Weather Conditions

Air Temperature:	Water Temperature:	Humidity:	Wind:	
23.0°C	23.5°C	75%	2.2 m/s	

Legend:
°C Degree Celsius **FA** Final A **SF** Qualified for Semifinals



Results
Resultados / Résultats

Start Time: 9:51

Race 36

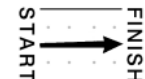
Olympic Best Time: **RUS** Postrigay / Dyachenko London (GBR) 2012 Olympic Games **32.051**

Rank	Lane	NOC	Bib	Name	200m		
1	6	LTU	157	LANKAS Aurimas	31.755	(1)	FA
			158	RAMANAUSKAS Edvinas	0.000		
2	5	SRB	159	GRUJIC Nebojsa	31.776	(2)	SF
			69	NOVAKOVIC Marko	0.021		
3	4	FRA	151	JOUVE Sebastien	31.855	(3)	SF
			38	BEAUMONT Maxime	0.100		
4	3	CAN	148	COCHRANE Ryan	32.749	(4)	SF
			149	FOURNEL Hugues	0.994		
5	2	BRA	62	FREITAS da SILVA Edson Isaias	33.021	(5)	SF
			147	BITENCOURT RIBEIRO Gilvan	1.266		
6	7	AUS	145	BOWKER Daniel	34.246	(6)	SF
			146	WOOD Jordan	2.491		

Progression System **1st to FA, Rest to SF**

Course Umpire:	ICF	TOTH Gheorghe	Chief Official:	ICF	GARNER Frank
Course Umpire:	ICF	FURUYA Toshihiko	Chief Judge:	ICF	KAHL Jens
Starter:	ICF	MOULE Peter	Chief Judge:	ICF	LEHTINEN Risto

Weather Conditions

Air Temperature:	Water Temperature:	Humidity:	Wind:	
24.3°C	23.5°C	24%	1.8 m/s	

Legend:	°C Degree Celsius	FA Final A	SF Qualified for Semifinals
----------------	-------------------	-------------------	------------------------------------



Start List

Lista de largada / Liste de départ

REVISED
17 AUG 10:12

Lane	Bib	Semifinal 1 Race 45 11:03	Bib	Semifinal 2 Race 46 11:10
1				
2		AUS 146 WOOD Jordan 145 BOWKER Daniel		KOR 156 CHOI Minkyu 55 CHO Gwanghee
3		GER 90 RAUHE Ronald 153 LIEBSCHER Tom		CAN 148 COCHRANE Ryan 149 FOURNEL Hugues
4		SRB 159 GRUJIC Nebojsa 69 NOVAKOVIC Marko		HUN 243 TOTKA Sandor 74 MOLNAR Peter
5		GBR 99 HEATH Liam 152 SCHOFIELD Jon		FRA 151 JOUVE Sebastien 38 BEAUMONT Maxime
6		BRA 62 FREITAS da SILVA Edson Isaias 147 BITENCOURT RIBEIRO Gilvan		KAZ 83 TOKARNYTSKYI Sergii 155 YERGUCHYOV Andrey
7		ITA 27 RICCHETTI Alberto 154 CRENNNA Mauro		
8				

Progression System: 1st - 3rd to FA, 4th - 7th to FB



Results
Resultados / Résultats

Start Time: 11:02

Race 45


Olympic Best Time: **RUS** Postrigay / Dyachenko London (GBR) 2012 Olympic Games **32.051**

Rank	Lane	NOC	Bib	Name	200m		
1	5	GBR	99 152	HEATH Liam SCHOFIELD Jon	31.899	(1)	FA
					0.000		
2	3	GER	90 153	RAUHE Ronald LIEBSCHER Tom	32.061	(2)	FA
					0.162		
3	4	SRB	159 69	GRUJIC Nebojsa NOVAKOVIC Marko	32.513	(3)	FA
					0.614		
4	6	BRA	62 147	FREITAS da SILVA Edson Isaias BITENCOURT RIBEIRO Gilvan	33.359	(4)	FB
					1.460		
5	7	ITA	27 154	RICCHETTI Alberto CRENNA Mauro	34.318	(5)	FB
					2.419		
6	2	AUS	146 145	WOOD Jordan BOWKER Daniel	34.845	(6)	FB
					2.946		

Progression System **1st - 3rd to FA, 4th - 7th to FB**

Course Umpire:	ICF	TOTH Gheorghe	Chief Official:	ICF	GARNER Frank
Course Umpire:	ICF	FURUYA Toshihiko	Chief Judge:	ICF	KAHL Jens
Starter:	ICF	MOULE Peter	Chief Judge:	ICF	LEHTINEN Risto

Weather Conditions

Air Temperature:	Water Temperature:	Humidity:	Wind:	
23.3°C	23.5°C	24%	3.2 m/s	

Legend:	°C Degree Celsius	FA Final A	FB Final B
----------------	-------------------	-------------------	-------------------



Results
Resultados / Résultats

Start Time: 11:10

Race 46


Olympic Best Time: **RUS** Postrigay / Dyachenko London (GBR) 2012 Olympic Games **32.051**

Rank	Lane	NOC	Bib	Name	200m		
1	4	HUN	243 74	TOTKA Sandor MOLNAR Peter	32.138	(1)	FA
					0.000		
2	5	FRA	151 38	JOUVE Sebastien BEAUMONT Maxime	32.526	(2)	FA
					0.388		
3	3	CAN	148 149	COCHRANE Ryan FOURNEL Hugues	33.494	(3)	FA
					1.356		
4	2	KOR	156 55	CHOI Minkyu CHO Gwanghee	33.767	(4)	FB
					1.629		
5	6	KAZ	83 155	TOKARNYTSKYI Sergii YERGUCHYOV Andrey	35.151	(5)	FB
					3.013		

Progression System **1st - 3rd to FA, 4th - 7th to FB**

Course Umpire:	ICF	LETIENNE Michel	Chief Official:	ICF	GARNER Frank
Course Umpire:	ICF	HAVIAR Miroslav	Chief Judge:	ICF	KAHL Jens
Starter:	ICF	MOULE Peter	Chief Judge:	ICF	LEHTINEN Risto

Weather Conditions

Air Temperature:	Water Temperature:	Humidity:	Wind:	
27.3°C	23.5°C	27%	0.4 m/s	

Legend:	°C	Degree Celsius	FA	Final A	FB	Final B
----------------	----	----------------	-----------	---------	-----------	---------



Start List

Lista de largada / Liste de départ

Lane	Bib	Final B Race 54 9:40	Bib	Final A Race 55 9:47
1				SRB 159 GRUJIC Nebojsa 69 NOVAKOVIC Marko
2				FRA 151 JOUVE Sebastien 38 BEAUMONT Maxime
3		ITA 27 RICCHETTI Alberto 154 CRENNNA Mauro		GBR 99 HEATH Liam 152 SCHOFIELD Jon
4		KOR 156 CHOI Minkyu 55 CHO Gwanghee		LTU 157 LANKAS Aurimas 158 RAMANAUSKAS Edvinas
5		BRA 62 FREITAS da SILVA Edson Isaias 147 BITENCOURT RIBEIRO Gilvan		ESP 94 CRAVIOTTO Saul 150 TORO Cristian
6		KAZ 83 TOKARNYTSKYI Sergii 155 YERGUCHYOV Andrey		HUN 243 TOTKA Sandor 74 MOLNAR Peter
7		AUS 146 WOOD Jordan 145 BOWKER Daniel		GER 90 RAUHE Ronald 153 LIEBSCHER Tom
8				CAN 148 COCHRANE Ryan 149 FOURNEL Hugues



Results
Resultados / Résultats

Start Time: 9:40

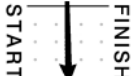
Race 54

Olympic Best Time: **RUS** Postrigay / Dyachenko London (GBR) 2012 Olympic Games **32.051**

Rank	Lane	NOC	Bib	Name	200m	
1	4	KOR	156 55	CHOI Minkyu CHO Gwanghee	33.812	(1)
					0.000	
2	5	BRA	62 147	FREITAS da SILVA Edson Isaias BITENCOURT RIBEIRO Gilvan	33.992	(2)
					0.180	
3	7	AUS	146 145	WOOD Jordan BOWKER Daniel	35.334	(3)
					1.522	
4	6	KAZ	83 155	TOKARNYTSKYI Sergii YERGUCHYOV Andrey	35.427	(4)
					1.615	
5	3	ITA	27 154	RICCHETTI Alberto CRENNA Mauro	35.516	(5)
					1.704	

Course Umpire:	ICF	WITHERDEN Alan	Chief Official:	ICF	GARNER Frank
Course Umpire:	ICF	TARABUSI Sante	Chief Judge:	ICF	KAHL Jens
Starter:	ICF	MOULE Peter	Chief Judge:	ICF	LEHTINEN Risto

Weather Conditions

Air Temperature:	Water Temperature:	Humidity:	Wind:	
24.3°C	20.0°C	23%	0.4 m/s	

Legend:
°C Degree Celsius



Results

Resultados / Résultats


Start Time: 9:46
Race 55

Olympic Best Time: RUS Postrigay / Dyachenko	London (GBR) 2012	Olympic Games	32.051
---	-------------------	---------------	---------------

Rank	Lane	NOC	Bib	Name	200m	
1	5	ESP	94 150	CRAVIOTTO Saul TORO Cristian	32.075	(1)
					0.000	
2	3	GBR	99 152	HEATH Liam SCHOFIELD Jon	32.368	(2)
					0.293	
3	4	LTU	157 158	LANKAS Aurimas RAMANAUSKAS Edvinas	32.382	(3)
					0.307	
4	6	HUN	243 74	TOTKA Sandor MOLNAR Peter	32.412	(4)
					0.337	
5	7	GER	90 153	RAUHE Ronald LIEBSCHER Tom	32.488	(5)
					0.413	
6	1	SRB	159 69	GRUJIC Nebojsa NOVAKOVIC Marko	32.656	(6)
					0.581	
7	2	FRA	151 38	JOUVE Sebastien BEAUMONT Maxime	32.699	(7)
					0.624	
8	8	CAN	148 149	COCHRANE Ryan FOURNEL Hugues	33.767	(8)
					1.692	

Course Umpire:	ICF	TOTH Gheorghe	Chief Official:	ICF	GARNER Frank
Course Umpire:	ICF	FURUYA Toshihiko	Chief Judge:	ICF	KAHL Jens
Starter:	ICF	MOULE Peter	Chief Judge:	ICF	LEHTINEN Risto

Weather Conditions

Air Temperature:	Water Temperature:	Humidity:	Wind:	
24.3°C	20.0°C	23%	0.4 m/s	

Legend:
 °C Degree Celsius



Results Summary by Event

Resumo dos resultados por evento / Résumé des résultats par épreuve

Race	Date	Round	Rank								Progression System
			1	2	3	4	5	6	7	8	
Heats											
35	17 AUG	1	ESP	HUN	GBR	GER	KAZ	KOR	ITA	1st to FA, Rest to SF	
			31.161	31.438	31.534	31.572	33.807	33.825	34.000		
36	17 AUG	2	LTU	SRB	FRA	CAN	BRA	AUS			
			31.755	31.776	31.855	32.749	33.021	34.246			
Semifinals											
45	17 AUG	1	GBR	GER	SRB	BRA	ITA	AUS	1st - 3rd to FA, 4th - 7th to FB		
			31.899	32.061	32.513	33.359	34.318	34.845			
46	17 AUG	2	HUN	FRA	CAN	KOR	KAZ				
			32.138	32.526	33.494	33.767	35.151				
Finals											
54	18 AUG	B	KOR	BRA	AUS	KAZ	ITA				
			33.812	33.992	35.334	35.427	35.516				
55	18 AUG	A	ESP	GBR	LTU	HUN	GER	SRB	FRA	CAN	
			32.075	32.368	32.382	32.412	32.488	32.656	32.699	33.767	



Entry List by Event

Lista de inscritos por evento / Liste des inscrits par épreuve

As of SAT 13 AUG 2016

Bib AUS

122 WALLACE Ken
123 TAME Lachlan

Bib GER

131 RENDSCHMIDT Max
130 GROSS Marcus

Bib LTU

137 NEKRIOUS Ricardas
138 OLIJNIK Andrej

Bib CUB

125 GARCIA Jorge Antonio
124 TORRES Reinier

Bib HUN

132 HUFNAGEL Tibor
133 CEINER Benjamin

Bib POR

140 SILVA Emanuel
139 RIBEIRO Joao

Bib CZE

126 HAVEL Daniel
127 STERBA Jan

Bib ITA

134 RIPAMONTI Nicola
135 DRESSINO Giulio

Bib SRB

141 TOMICEVIC Marko
142 ZORIC Milenko

Bib FRA

128 HYBOIS Arnaud
129 HUBERT Etienne

Bib KAZ

18 ALEXEYEV Yevgeniy
136 DERGUNOV Alexey

Bib SVK

143 VLCEK Erik
144 TARR Juraj

Note:
List of NOCs by alphabetical order.



Start List

Lista de largada / Liste de départ

Lane	Bib	Heat 1 Race 30 9:00	Bib	Heat 2 Race 31 9:08
1				
2		CUB 125 GARCIA Jorge Antonio 124 TORRES Reinier		POR 140 SILVA Emanuel 139 RIBEIRO Joao
3		CZE 126 HAVEL Daniel 127 STERBA Jan		ITA 134 RIPAMONTI Nicola 135 DRESSINO Giulio
4		SVK 143 VLCEK Erik 144 TARR Juraj		SRB 141 TOMICEVIC Marko 142 ZORIC Milenko
5		GER 131 RENDSCHMIDT Max 130 GROSS Marcus		AUS 122 WALLACE Ken 123 TAME Lachlan
6		FRA 128 HYBOIS Arnaud 129 HUBERT Etienne		LTU 137 NEKRIOUSIUS Ricardas 138 OLJJNIK Andrej
7		HUN 132 HUFNAGEL Tibor 133 CEINER Benjamin		KAZ 18 ALEXEYEV Yevgeniy 136 DERGUNOV Alexey
8				

Progression System: **1st to FA, Rest to SF**



Results
Resultados / Résultats

Start Time: 8:59

Race 30


Olympic Best Time: **ITA** Rossi / Scarpa Atlanta, GA (USA) 1996 Olympic Games **3:09.190**

Rank	Lane	NOC	Bib	Name	250m	500m	750m	1000m	
1	5	GER	131	RENSCHMIDT Max	44.49 (1)	1:33.46 (1)	2:25.91 (1)	3:19.258 (1)	FA
			130	GROSS Marcus	0.00	48.97 (1)	52.45 (1)	53.340 (5)	
						0.00	0.00	0.000	
2	4	SVK	143	VLCEK Erik	47.29 (4)	1:38.77 (2)	2:35.68 (5)	3:24.728 (2)	SF
			144	TARR Juraj	2.80	51.48 (3)	56.91 (5)	49.040 (1)	
						5.31	9.77	5.470	
3	7	HUN	132	HUFNAGEL Tibor	49.24 (6)	1:40.16 (4)	2:33.02 (2)	3:25.580 (3)	SF
			133	CEINER Benjamin	4.75	50.92 (2)	52.86 (2)	52.560 (4)	
						6.70	7.11	6.322	
4	6	FRA	128	HYBOIS Arnaud	46.81 (3)	1:39.21 (3)	2:33.57 (3)	3:25.654 (4)	SF
			129	HUBERT Etienne	2.32	52.40 (4)	54.36 (4)	52.080 (3)	
						5.75	7.66	6.396	
5	2	CUB	125	GARCIA Jorge Antonio	47.68 (5)	1:40.27 (5)	2:34.57 (4)	3:25.711 (5)	SF
			124	TORRES Reinier	3.19	52.59 (5)	54.30 (3)	51.140 (2)	
						6.81	8.66	6.453	
6	3	CZE	126	HAVEL Daniel	46.50 (2)	1:49.76 (6)	2:52.62 (6)	3:53.907 (6)	SF
			127	STERBA Jan	2.01	1:03.26 (6)	1:02.86 (6)	1:01.280 (6)	
						16.30	26.71	34.649	

Progression System **1st to FA, Rest to SF**

Course Umpire:	ICF	WITHERDEN Alan	Chief Official:	ICF	GARNER Frank
Course Umpire:	ICF	TARABUSI Sante	Chief Judge:	ICF	KAHL Jens
Starter:	ICF	MOULE Peter	Chief Judge:	ICF	LEHTINEN Risto

Weather Conditions

Air Temperature:	Water Temperature:	Humidity:	Wind:	
23.0°C	23.5°C	75%	3.2 m/s	

Legend:	°C Degree Celsius	FA Final A	SF Qualified for Semifinals
----------------	-------------------	-------------------	------------------------------------



Results
Resultados / Résultats

Start Time: 9:07

Race 31


Olympic Best Time: **ITA** Rossi / Scarpa Atlanta, GA (USA) 1996 Olympic Games **3:09.190**

Rank	Lane	NOC	Bib	Name	250m	500m	750m	1000m	
1	4	SRB	141	TOMICEVIC Marko	46.42 (3)	1:35.27 (2)	2:25.68 (2)	3:15.298 (1)	FA
			142	ZORIC Milenko		48.85 (1)	50.41 (1)	49.610 (1)	
					2.04	1.80	0.46	0.000	
2	5	AUS	122	WALLACE Ken	44.38 (1)	1:33.47 (1)	2:25.22 (1)	3:23.019 (2)	SF
			123	TAME Lachlan		49.09 (2)	51.75 (2)	57.790 (6)	
					0.00	0.00	0.00	7.721	
3	6	LTU	137	NEKRIOSIUS Ricardas	47.06 (4)	1:38.42 (4)	2:30.51 (3)	3:24.246 (3)	SF
			138	OLIJNIK Andrej		51.36 (4)	52.09 (3)	53.730 (3)	
					2.68	4.95	5.29	8.948	
4	2	POR	140	SILVA Emanuel	46.33 (2)	1:36.74 (3)	2:30.90 (4)	3:26.284 (4)	SF
			139	RIBEIRO Joao		50.41 (3)	54.16 (5)	55.380 (4)	
					1.95	3.27	5.68	10.986	
5	3	ITA	134	RIPAMONTI Nicola	47.15 (5)	1:38.59 (5)	2:33.72 (5)	3:30.429 (5)	SF
			135	DRESSINO Giulio		51.44 (5)	55.13 (6)	56.700 (5)	
					2.77	5.12	8.50	15.131	
6	7	KAZ	18	ALEXEYEV Yevgeniy	50.35 (6)	1:43.34 (6)	2:36.85 (6)	3:30.433 (6)	SF
			136	DERGUNOV Alexey		52.99 (6)	53.51 (4)	53.580 (2)	
					5.97	9.87	11.63	15.135	

Progression System **1st to FA, Rest to SF**

Course Umpire:	ICF	TOTH Gheorghe	Chief Official:	ICF	GARNER Frank
Course Umpire:	ICF	FURUYA Toshihiko	Chief Judge:	ICF	KAHL Jens
Starter:	ICF	MOULE Peter	Chief Judge:	ICF	LEHTINEN Risto

Weather Conditions

Air Temperature:	Water Temperature:	Humidity:	Wind:	
23.0°C	23.5°C	75%	3.2 m/s	

Legend:
°C Degree Celsius **FA** Final A **SF** Qualified for Semifinals



Start List

Lista de largada / Liste de départ

Lane	Bib	Semifinal 1 Race 41 10:26	Bib	Semifinal 2 Race 42 10:34
1				
2		KAZ 18 ALEXEYEV Yevgeniy 136 DERGUNOV Alexey		CZE 126 HAVEL Daniel 127 STERBA Jan
3		FRA 128 HYBOIS Arnaud 129 HUBERT Etienne		POR 140 SILVA Emanuel 139 RIBEIRO Joao
4		AUS 122 WALLACE Ken 123 TAME Lachlan		SVK 143 VLCEK Erik 144 TARR Juraj
5		HUN 132 HUFNAGEL Tibor 133 CEINER Benjamin		LTU 137 NEKRIOUSUS Ricardas 138 OLIJNIK Andrej
6		ITA 134 RIPAMONTI Nicola 135 DRESSINO Giulio		CUB 125 GARCIA Jorge Antonio 124 TORRES Reinier
7				
8				

Progression System: 1st - 3rd to FA, 4th - 7th to FB



Results
Resultados / Résultats

Start Time: 10:26

Race 41

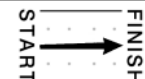
Olympic Best Time: **ITA** Rossi / Scarpa Atlanta, GA (USA) 1996 Olympic Games **3:09.190**

Rank	Lane	NOC	Bib	Name	250m	500m	750m	1000m					
1	4	AUS	122	WALLACE Ken	45.46	(1)	1:35.72	(1)	2:26.76	(1)	3:16.635	(1)	FA
			123	TAME Lachlan			50.26	(5)	51.04	(3)	49.870	(2)	
					0.00	0.00	0.00	0.000					
2	6	ITA	134	RIPAMONTI Nicola	46.81	(3)	1:36.89	(3)	2:27.62	(2)	3:17.942	(2)	FA
			135	DRESSINO Giulio			50.08	(1)	50.73	(2)	50.320	(4)	
					1.35	1.17	0.86	1.307					
3	5	HUN	132	HUFNAGEL Tibor	46.69	(2)	1:36.79	(2)	2:28.69	(4)	3:18.474	(3)	FA
			133	CEINER Benjamin			50.10	(2)	51.90	(5)	49.780	(1)	
					1.23	1.07	1.93	1.839					
4	2	KAZ	18	ALEXEYEV Yevgeniy	47.73	(5)	1:37.97	(5)	2:28.62	(3)	3:18.858	(4)	FB
			136	DERGUNOV Alexey			50.24	(4)	50.65	(1)	50.230	(3)	
					2.27	2.25	1.86	2.223					
5	3	FRA	128	HYBOIS Arnaud	47.19	(4)	1:37.42	(4)	2:29.27	(5)	3:21.100	(5)	FB
			129	HUBERT Etienne			50.23	(3)	51.85	(4)	51.830	(5)	
					1.73	1.70	2.51	4.465					

Progression System **1st - 3rd to FA, 4th - 7th to FB**

Course Umpire:	ICF	LETIENNE Michel	Chief Official:	ICF	GARNER Frank
Course Umpire:	ICF	HAVIAR Miroslav	Chief Judge:	ICF	KAHL Jens
Starter:	ICF	MOULE Peter	Chief Judge:	ICF	LEHTINEN Risto

Weather Conditions

Air Temperature:	Water Temperature:	Humidity:	Wind:	
24.3°C	23.5°C	24%	1.8 m/s	

Legend:	°C	Degree Celsius	FA	Final A	FB	Final B
----------------	----	----------------	-----------	---------	-----------	---------



Results
Resultados / Résultats

Start Time: 10:34

Race 42

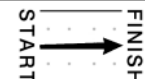
Olympic Best Time: **ITA** Rossi / Scarpa Atlanta, GA (USA) 1996 Olympic Games **3:09.190**

Rank	Lane	NOC	Bib	Name	250m	500m	750m	1000m	
1	3	POR	140	SILVA Emanuel	46.41	1:36.41	2:27.31	3:18.099	(1) FA
			139	RIBEIRO Joao	0.34	50.00	50.90	50.780	
2	5	LTU	137	NEKRIOSIUS Ricardas	46.07	1:35.28	2:26.48	3:18.526	(2) FA
			138	OLIJNIK Andrej	0.00	49.21	51.20	52.040	
3	4	SVK	143	VLCEK Erik	46.53	1:37.33	2:28.39	3:19.372	(3) FA
			144	TARR Juraj	0.46	50.80	51.06	50.980	
4	2	CZE	126	HAVEL Daniel	47.92	1:38.39	2:30.22	3:21.569	(4) FB
			127	STERBA Jan	1.85	50.47	51.83	51.340	
5	6	CUB	125	GARCIA Jorge Antonio	48.22	1:38.92	2:31.54	3:23.466	(5) FB
			124	TORRES Reinier	2.15	50.70	52.62	51.920	
						5.06	5.367		

Progression System **1st - 3rd to FA, 4th - 7th to FB**

Course Umpire:	ICF	WITHERDEN Alan	Chief Official:	ICF	GARNER Frank
Course Umpire:	ICF	TARABUSI Sante	Chief Judge:	ICF	KAHL Jens
Starter:	ICF	MOULE Peter	Chief Judge:	ICF	LEHTINEN Risto

Weather Conditions

Air Temperature:	Water Temperature:	Humidity:	Wind:	
24.3°C	23.5°C	24%	1.8 m/s	

Legend:	°C Degree Celsius	FA Final A	FB Final B
----------------	--------------------------	-------------------	-------------------



Start List

Lista de largada / Liste de départ

Lane	Bib	Final B Race 50 9:00	Bib	Final A Race 51 9:08
1				HUN 132 HUFNAGEL Tibor 133 CEINER Benjamin
2				LTU 137 NEKRIOSIUS Ricardas 138 OLJNIK Andrej
3		FRA 128 HYBOIS Arnaud 129 HUBERT Etienne		AUS 122 WALLACE Ken 123 TAME Lachlan
4		CZE 126 HAVEL Daniel 127 STERBA Jan		SRB 141 TOMICEVIC Marko 142 ZORIC Milenko
5		KAZ 18 ALEXEYEV Yevgeniy 136 DERGUNOV Alexey		GER 131 RENDSCHMIDT Max 130 GROSS Marcus
6		CUB 125 GARCIA Jorge Antonio 124 TORRES Reinier		POR 140 SILVA Emanuel 139 RIBEIRO Joao
7				ITA 134 RIPAMONTI Nicola 135 DRESSINO Giulio
8				SVK 143 VLCEK Erik 144 TARR Juraj



Results
Resultados / Résultats

Start Time: 8:59

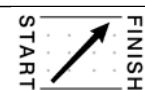
Race 50

Olympic Best Time: **ITA** Rossi / Scarpa Atlanta, GA (USA) 1996 Olympic Games **3:09.190**

Rank	Lane	NOC	Bib	Name	250m	500m	750m	1000m				
1	6	CUB	125	GARCIA Jorge Antonio	46.85	(1)	1:37.57	(1)	2:28.79	(1)	3:18.768	(1)
			124	TORRES Reinier			50.72	(3)	51.22	(1)	49.970	(2)
					0.00	0.00	0.00	0.000				
2	3	FRA	128	HYBOIS Arnaud	47.54	(3)	1:38.13	(2)	2:29.85	(2)	3:19.415	(2)
			129	HUBERT Etienne			50.59	(2)	51.72	(2)	49.560	(1)
					0.69	0.56	1.06	0.647				
3	5	KAZ	18	ALEXEYEV Yevgeniy	47.22	(2)	1:38.37	(3)	2:30.36	(3)	3:20.827	(3)
			136	DERGUNOV Alexey			51.15	(4)	51.99	(4)	50.460	(3)
					0.37	0.80	1.57	2.059				
4	4	CZE	126	HAVEL Daniel	52.62	(4)	1:43.06	(4)	2:34.88	(4)	3:25.966	(4)
			127	STERBA Jan			50.44	(1)	51.82	(3)	51.080	(4)
					5.77	5.49	6.09	7.198				

Course Umpire:	ICF	LETIENNE Michel	Chief Official:	ICF	GARNER Frank
Course Umpire:	ICF	HAVIAR Miroslav	Chief Judge:	ICF	KAHL Jens
Starter:	ICF	MOULE Peter	Chief Judge:	ICF	LEHTINEN Risto

Weather Conditions

Air Temperature:	Water Temperature:	Humidity:	Wind:	
23.1°C	20.0°C	23%	1.6 m/s	

Legend:
°C Degree Celsius



Results
Resultados / Résultats

Start Time: 9:07


Race 51

Olympic Best Time: **ITA** Rossi / Scarpa Atlanta, GA (USA) 1996 Olympic Games **3:09.190**

Rank	Lane	NOC	Bib	Name	250m	500m	750m	1000m	
1	5	GER	131	RENSCHMIDT Max	44.32 (1)	1:32.79 (1)	2:21.51 (1)	3:10.781 (1)	
			130	GROSS Marcus	0.00	48.47 (2)	48.72 (2)	49.270 (5)	
						0.00	0.00	0.000	
2	4	SRB	141	TOMICEVIC Marko	46.59 (6)	1:34.98 (6)	2:23.66 (3)	3:10.969 (2)	
			142	ZORIC Milenko	2.27	48.39 (1)	48.68 (1)	47.300 (1)	
						2.19	2.15	0.188	
3	3	AUS	122	WALLACE Ken	44.60 (2)	1:33.43 (2)	2:23.92 (4)	3:12.593 (3)	
			123	TAME Lachlan	0.28	48.83 (4)	50.49 (6)	48.670 (2)	
						0.64	2.41	1.812	
4	6	POR	140	SILVA Emanuel	44.82 (3)	1:33.58 (3)	2:23.54 (2)	3:12.889 (4)	
			139	RIBEIRO Joao	0.50	48.76 (3)	49.96 (5)	49.340 (6)	
						0.79	2.03	2.108	
5	2	LTU	137	NEKRIOSIUS Ricardas	45.44 (5)	1:34.32 (4)	2:24.82 (5)	3:14.748 (5)	
			138	OLIJNIK Andrej	1.12	48.88 (5)	50.50 (7)	49.920 (7)	
						1.53	3.31	3.967	
6	7	ITA	134	RIPAMONTI Nicola	46.93 (7)	1:36.14 (7)	2:25.83 (7)	3:14.883 (6)	
			135	DRESSINO Giulio	2.61	49.21 (7)	49.69 (4)	49.050 (3)	
						3.35	4.32	4.102	
7	1	HUN	132	HUFNAGEL Tibor	47.42 (8)	1:36.72 (8)	2:26.21 (8)	3:15.387 (7)	
			133	CEINER Benjamin	3.10	49.30 (8)	49.49 (3)	49.170 (4)	
						3.93	4.70	4.606	
8	8	SVK	143	VLCEK Erik	45.42 (4)	1:34.50 (5)	2:25.13 (6)	3:15.916 (8)	
			144	TARR Juraj	1.10	49.08 (6)	50.63 (8)	50.780 (8)	
						1.71	3.62	5.135	

Course Umpire:	ICF	WITHERDEN Alan	Chief Official:	ICF	GARNER Frank
Course Umpire:	ICF	TARABUSI Sante	Chief Judge:	ICF	KAHL Jens
Starter:	ICF	MOULE Peter	Chief Judge:	ICF	LEHTINEN Risto

Weather Conditions

Air Temperature:	Water Temperature:	Humidity:	Wind:	
23.1°C	20.0°C	23%	1.6 m/s	

Legend:
°C Degree Celsius



Results Summary by Event

Resumo dos resultados por evento / Résumé des résultats par épreuve

Race	Date	Round	Rank								Progression System
			1	2	3	4	5	6	7	8	
Heats											
30	17 AUG	1	GER	SVK	HUN	FRA	CUB	CZE			1st to FA, Rest to SF
			3:19.258	3:24.728	3:25.580	3:25.654	3:25.711	3:53.907			
31	17 AUG	2	SRB	AUS	LTU	POR	ITA	KAZ			
			3:15.298	3:23.019	3:24.246	3:26.284	3:30.429	3:30.433			
Semifinals											
41	17 AUG	1	AUS	ITA	HUN	KAZ	FRA			1st - 3rd to FA, 4th - 7th to FB	
			3:16.635	3:17.942	3:18.474	3:18.858	3:21.100				
42	17 AUG	2	POR	LTU	SVK	CZE	CUB				
			3:18.099	3:18.526	3:19.372	3:21.569	3:23.466				
Finals											
50	18 AUG	B	CUB	FRA	KAZ	CZE					
			3:18.768	3:19.415	3:20.827	3:25.966					
51	18 AUG	A	GER	SRB	AUS	POR	LTU	ITA	HUN	SVK	
			3:10.781	3:10.969	3:12.593	3:12.889	3:14.748	3:14.883	3:15.387	3:15.916	



Entry List by Event

Lista de inscritos por evento / Liste des inscrits par épreuve

As of SAT 13 AUG 2016

Bib ARG

160 DAL BO Daniel
161 CACERES Juan Ignacio
162 de TORRES Pablo
163 CARRERAS Gonzalo

Bib AUS

122 WALLACE Ken
164 FITZSIMMONS Riley
165 CLEAR Jacob
146 WOOD Jordan

Bib BRA

167 MAEHLER Roberto
166 JUNIOR SOUTA Vagner
168 OLIVEIRA Celso
147 BITENCOURT RIBEIRO Gilvan

Bib CZE

126 HAVEL Daniel
169 TREFIL Lukas
113 DOSTAL Josef
127 STERBA Jan

Bib ESP

170 HERNANZ AGUERIA Javier
171 GERMADE Rodrigo
172 CARRERA Oscar
173 PENA Inigo

Bib FRA

128 HYBOIS Arnaud
129 HUBERT Etienne
151 JOUVE Sebastien
39 CARRE Cyrille

Bib GER

131 RENDSCHMIDT Max
153 LIEBSCHER Tom
88 HOFF Max
130 GROSS Marcus

Bib HUN

132 HUFNAGEL Tibor
133 CEINER Benjamin
174 KUGLER Attila
175 SOMORACZ Tamas

Bib ITA

134 RIPAMONTI Nicola
135 DRESSINO Giulio
27 RICCHETTI Alberto
154 CRENNMAURO Mauro

Bib KAZ

20 GOLENDOV Ilya
155 YERGUCHYOV Andrey
83 TOKARNYTSKYI Sergii
176 YEMELYANOV Alexandr

Bib POR

79 PIMENTA Fernando
140 SILVA Emanuel
139 RIBEIRO Joao
177 FERNANDES David

Bib RUS

178 LYAPUNOV Kirill
179 POGREBAN Vasily
13 ANOSHKIN Roman
180 ZHESTKOV Oleg

Bib SRB

141 TOMICEVIC Marko
142 ZORIC Milenko
70 PAJIC Dejan
181 TORUBAROV Vladimir

Bib SVK

182 MYSAK Denis
143 VLCEK Erik
144 TARR Juraj
183 LINKA Tibor

Note:
List of NOCs by alphabetical order.


Start List

Lista de largada / Liste de départ

Lane	Bib	Heat 1 Race 65 9:51	Bib	Heat 2 Race 66 9:59
1				
2		BRA 167 MAEHLER Roberto 166 JUNIOR SOUTA Vagner 168 OLIVEIRA Celso 147 BITENCOURT RIBEIRO Gilvan		ITA 134 RIPAMONTI Nicola 135 DRESSINO Giulio 27 RICCHETTI Alberto 154 CRENNNA Mauro
3		GER 131 RENDSCHMIDT Max 153 LIEBSCHER Tom 88 HOFF Max 130 GROSS Marcus		RUS 178 LYAPUNOV Kirill 179 POGREBAN Vasily 13 ANOSHKIN Roman 180 ZHESTKOV Oleg
4		AUS 122 WALLACE Ken 164 FITZSIMMONS Riley 165 CLEAR Jacob 146 WOOD Jordan		CZE 126 HAVEL Daniel 169 TREFIL Lukas 113 DOSTAL Josef 127 STERBA Jan
5		SVK 182 MYSAK Denis 143 VLCEK Erik 144 TARR Juraj 183 LINKA Tibor		HUN 132 HUFNAGEL Tibor 133 CEINER Benjamin 174 KUGLER Attila 175 SOMORACZ Tamas
6		POR 79 PIMENTA Fernando 140 SILVA Emanuel 139 RIBEIRO Joao 177 FERNANDES David		ESP 170 HERNANZ AGUERIA Javier 171 GERMADE Rodrigo 172 CARRERA Oscar 173 PENA Inigo
7		KAZ 20 GOLENOV Ilya 155 YERGUCHYOV Andrey 83 TOKARNYTSKYI Sergii 176 YEMELYANOV Alexandr		ARG 160 DAL BO Daniel 161 CACERES Juan Ignacio 162 de TORRES Pablo 163 CARRERAS Gonzalo
8		FRA 128 HYBOIS Arnaud 129 HUBERT Etienne 151 JOUVE Sebastien 39 CARRE Cyrille		SRB 141 TOMICEVIC Marko 142 ZORIC Milenko 70 PAJIC Dejan 181 TORUBAROV Vladimir

 Progression System: **1st to FA, Rest to SF**



Results
Resultados / Résultats

Start Time: 9:51

Race 65

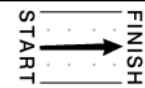
Olympic Best Time: **GER** Reineck / Zabel / Hoffmann / Winter Atlanta, GA (USA) 1996 Olympic Games **2:51.528**

Rank	Lane	NOC	Bib	Name	250m	500m	750m	1000m	
1	3	GER	131	RENSCHMIDT Max	40.20	1:22.79	2:05.95	2:52.836	(1) FA
			153	LIEBSCHER Tom		42.59	43.16	46.880	
			88	HOFF Max	0.00	0.00	0.00	0.000	
			130	GROSS Marcus					
2	5	SVK	182	MYSAK Denis	40.58	1:23.35	2:08.16	2:55.628	(2) SF
			143	VLCEK Erik		42.77	44.81	47.460	
			144	TARR Juraj	0.38	0.56	2.21	2.792	
			183	LINKA Tibor					
3	4	AUS	122	WALLACE Ken	41.07	1:24.52	2:10.63	2:55.666	(3) SF
			164	FITZSIMMONS Riley		43.45	46.11	45.030	
			165	CLEAR Jacob	0.87	1.73	4.68	2.830	
			146	WOOD Jordan					
4	6	POR	79	PIMENTA Fernando	41.92	1:27.38	2:13.74	3:01.498	(5) SF
			140	SILVA Emanuel		45.46	46.36	47.750	
			139	RIBEIRO Joao	1.72	4.59	7.79	8.662	
			177	FERNANDES David					
5	8	FRA	128	HYBOIS Arnaud	41.79	1:27.11	2:13.63	3:02.376	(4) SF
			129	HUBERT Etienne		45.32	46.52	48.740	
			151	JOUVE Sebastien	1.59	4.32	7.68	9.540	
			39	CARRE Cyrille					
6	2	BRA	167	MAEHLER Roberto	42.89	1:28.33	2:15.67	3:04.804	(6) SF
			166	JUNIOR SOUTA Vagner		45.44	47.34	49.130	
			168	OLIVEIRA Celso	2.69	5.54	9.72	11.968	
			147	BITENCOURT RIBEIRO Gilvan					
7	7	KAZ	20	GOLENDOV Ilya	43.53	1:29.88	2:18.66	3:04.883	(7) SF
			155	YERGUCHYOV Andrey		46.35	48.78	46.220	
			83	TOKARNYTSKYI Sergii	3.33	7.09	12.71	12.047	
			176	YEMELYANOV Alexandr					

Progression System **1st to FA, Rest to SF**

Course Umpire:	ICF	WITHERDEN Alan	Chief Official:	ICF	GARNER Frank
Course Umpire:	ICF	TARABUSI Sante	Chief Judge:	ICF	KAHL Jens
Starter:	ICF	SHABLYKA Siarhei	Chief Judge:	ICF	LEHTINEN Risto

Weather Conditions

Air Temperature:	Water Temperature:	Humidity:	Wind:	
23.9°C	18.0°C	80%	4.9 m/s	

Legend:	°C Degree Celsius	FA Final A	SF Qualified for Semifinals
----------------	-------------------	-------------------	------------------------------------



Results
Resultados / Résultats

Start Time: 9:59

Race 66


Olympic Best Time: **GER** Reineck / Zabel / Hoffmann / Winter Atlanta, GA (USA) 1996 Olympic Games **2:51.528**

Rank	Lane	NOC	Bib	Name	250m	500m	750m	1000m	
1	4	CZE	126	HAVEL Daniel	40.62	1:22.12	2:05.92	2:52.027	FA
			169	TREFIL Lukas		41.50	43.80	46.100	
			113	DOSTAL Josef	0.00	0.00	0.00	0.000	
			127	STERBA Jan					
2	7	ARG	160	DAL BO Daniel	41.63	1:24.77	2:10.18	2:55.103	SF
			161	CACERES Juan Ignacio		43.14	45.41	44.920	
			162	de TORRES Pablo	1.01	2.65	4.26	3.076	
			163	CARRERAS Gonzalo					
3	6	ESP	170	HERNANZ AGUERIA Javier	41.38	1:25.55	2:10.65	2:55.514	SF
			171	GERMADE Rodrigo		44.17	45.10	44.860	
			172	CARRERA Oscar	0.76	3.43	4.73	3.487	
			173	PENA Inigo					
4	3	RUS	178	LYAPUNOV Kirill	41.33	1:25.08	2:10.94	2:56.662	SF
			179	POGREBAN Vasily		43.75	45.86	45.720	
			13	ANOSHKIN Roman	0.71	2.96	5.02	4.635	
			180	ZHESTKOV Oleg					
5	5	HUN	132	HUFNAGEL Tibor	41.62	1:27.40	2:13.62	3:00.369	SF
			133	CEINER Benjamin		45.78	46.22	46.740	
			174	KUGLER Attila	1.00	5.28	7.70	8.342	
			175	SOMORACZ Tamas					
6	8	SRB	141	TOMICEVIC Marko	42.07	1:27.26	2:15.03	3:05.272	SF
			142	ZORIC Milenko		45.19	47.77	50.240	
			70	PAJIC Dejan	1.45	5.14	9.11	13.245	
			181	TORUBAROV Vladimir					
7	2	ITA	134	RIPAMONTI Nicola	41.76	1:29.30	2:18.89	3:10.266	SF
			135	DRESSINO Giulio		47.54	49.59	51.370	
			27	RICCHETTI Alberto	1.14	7.18	12.97	18.239	
			154	CRENNA Mauro					

Progression System **1st to FA, Rest to SF**

Course Umpire:	ICF	TOTH Gheorghe	Chief Official:	ICF	GARNER Frank
Course Umpire:	ICF	FURUYA Toshihiko	Chief Judge:	ICF	KAHL Jens
Starter:	ICF	SHABLYKA Siarhei	Chief Judge:	ICF	LEHTINEN Risto

Weather Conditions

Air Temperature:	Water Temperature:	Humidity:	Wind:	
23.9°C	18.0°C	80%	4.9 m/s	

Legend:	°C Degree Celsius	FA Final A	SF Qualified for Semifinals
----------------	-------------------	-------------------	------------------------------------


Start List

Lista de largada / Liste de départ

Lane	Bib	Semifinal 1 Race 73 10:51	Bib	Semifinal 2 Race 74 10:59
1				
2		SRB 141 TOMICEVIC Marko 142 ZORIC Milenko 70 PAJIC Dejan 181 TORUBAROV Vladimir		BRA 167 MAEHLER Roberto 166 JUNIOR SOUTA Vagner 168 OLIVEIRA Celso 147 BITENCOURT RIBEIRO Gilvan
3		POR 79 PIMENTA Fernando 140 SILVA Emanuel 139 RIBEIRO Joao 177 FERNANDES David		RUS 178 LYAPUNOV Kirill 179 POGREBAN Vasily 13 ANOSHKIN Roman 180 ZHESTKOV Oleg
4		ARG 160 DAL BO Daniel 161 CACERES Juan Ignacio 162 de TORRES Pablo 163 CARRERAS Gonzalo		SVK 182 MYSAK Denis 143 VLCEK Erik 144 TARR Juraj 183 LINKA Tibor
5		AUS 122 WALLACE Ken 164 FITZSIMMONS Riley 165 CLEAR Jacob 146 WOOD Jordan		ESP 170 HERNANZ AGUERIA Javier 171 GERMADE Rodrigo 172 CARRERA Oscar 173 PENA Inigo
6		HUN 132 HUFNAGEL Tibor 133 CEINER Benjamin 174 KUGLER Attila 175 SOMORACZ Tamas		FRA 128 HYBOIS Arnaud 129 HUBERT Etienne 151 JOUVE Sebastien 39 CARRE Cyrille
7		KAZ 20 GOLEDOV Ilya 155 YERGUCHYOV Andrey 83 TOKARNYTSKYI Sergii 176 YEMELYANOV Alexandr		ITA 134 RIPAMONTI Nicola 135 DRESSINO Giulio 27 RICCHETTI Alberto 154 CRENNNA Mauro
8				

Progression System: 1st - 3rd to FA, 4th - 7th to FB



Results
Resultados / Résultats

Start Time: 10:51

Race 73

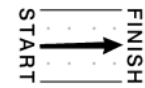
Olympic Best Time: **GER** Reineck / Zabel / Hoffmann / Winter Atlanta, GA (USA) 1996 Olympic Games **2:51.528**

Rank	Lane	NOC	Bib	Name	250m	500m	750m	1000m					
1	5	AUS	122	WALLACE Ken	42.37 (1)	1:27.48 (2)	2:13.71 (2)	2:58.222 (1)	FA				
			164	FITZSIMMONS Riley						45.11 (2)	46.23 (6)	44.510 (1)	
			165	CLEAR Jacob						0.00	0.19	0.83	0.000
			146	WOOD Jordan									
2	3	POR	79	PIMENTA Fernando	42.51 (2)	1:27.29 (1)	2:12.88 (1)	2:58.233 (2)	FA				
			140	SILVA Emanuel						44.78 (1)	45.59 (3)	45.350 (4)	
			139	RIBEIRO Joao						0.14	0.00	0.00	0.011
			177	FERNANDES David									
3	2	SRB	141	TOMICEVIC Marko	43.24 (3)	1:29.21 (4)	2:14.54 (3)	2:59.636 (3)	FA				
			142	ZORIC Milenko						45.97 (6)	45.33 (2)	45.090 (2)	
			70	PAJIC Dejan						0.87	1.92	1.66	1.414
			181	TORUBAROV Vladimir									
4	7	KAZ	20	GOLEDOV Ilya	44.83 (6)	1:30.43 (6)	2:15.38 (6)	3:00.592 (4)	FB				
			155	YERGUCHYOV Andrey						45.60 (5)	44.95 (1)	45.210 (3)	
			83	TOKARNYTSKYI Sergii						2.46	3.14	2.50	2.370
			176	YEMELYANOV Alexandr									
5	6	HUN	132	HUFNAGEL Tibor	43.75 (4)	1:29.14 (3)	2:14.98 (4)	3:00.645 (5)	FB				
			133	CEINER Benjamin						45.39 (4)	45.84 (5)	45.660 (6)	
			174	KUGLER Attila						1.38	1.85	2.10	2.423
			175	SOMORACZ Tamas									
6	4	ARG	160	DAL BO Daniel	44.21 (5)	1:29.56 (5)	2:15.37 (5)	3:00.952 (6)	FB				
			161	CACERES Juan Ignacio						45.35 (3)	45.81 (4)	45.580 (5)	
			162	de TORRES Pablo						1.84	2.27	2.49	2.730
			163	CARRERAS Gonzalo									

Progression System **1st - 3rd to FA, 4th - 7th to FB**

Course Umpire:	ICF	LETIENNE Michel	Chief Official:	ICF	GARNER Frank
Course Umpire:	ICF	HAVIAR Miroslav	Chief Judge:	ICF	KAHL Jens
Starter:	ICF	SHABLYKA Siarhei	Chief Judge:	ICF	LEHTINEN Risto

Weather Conditions

Air Temperature:	Water Temperature:	Humidity:	Wind:	
23.9°C	18.0°C	80%	4.9 m/s	

Legend:	°C Degree Celsius	FA Final A	FB Final B
----------------	-------------------	-------------------	-------------------



Results
Resultados / Résultats

Start Time: 10:59

Race 74


Olympic Best Time: **GER** Reineck / Zabel / Hoffmann / Winter Atlanta, GA (USA) 1996 Olympic Games **2:51.528**

Rank	Lane	NOC	Bib	Name	250m	500m	750m	1000m					
1	4	SVK	182	MYSAK Denis	42.35	(2)	1:28.00	(2)	2:13.99	(2)	2:59.362	(1)	FA
			143	VLCEK Erik			45.65	(3)	45.99	(2)	45.370	(3)	
			144	TARR Juraj	0.13		0.74		0.48		0.000		
			183	LINKA Tibor									
2	5	ESP	170	HERNANZ AGUERIA Javier	43.93	(4)	1:29.47	(4)	2:15.10	(3)	3:00.237	(2)	FA
			171	GERMADE Rodrigo			45.54	(2)	45.63	(1)	45.130	(2)	
			172	CARRERA Oscar	1.71		2.21		1.59		0.875		
			173	PENA Inigo									
3	6	FRA	128	HYBOIS Arnaud	42.89	(3)	1:29.25	(3)	2:16.20	(4)	3:00.896	(3)	FA
			129	HUBERT Etienne			46.36	(5)	46.95	(5)	44.690	(1)	
			151	JOUBE Sebastien	0.67		1.99		2.69		1.534		
			39	CARRE Cyrille									
4	3	RUS	178	LYAPUNOV Kirill	42.22	(1)	1:27.26	(1)	2:13.51	(1)	3:01.065	(4)	FB
			179	POGREBAN Vasily			45.04	(1)	46.25	(3)	47.550	(5)	
			13	ANOSHKIN Roman	0.00		0.00		0.00		1.703		
			180	ZHESTKOV Oleg									
5	7	ITA	134	RIPAMONTI Nicola	45.04	(5)	1:30.88	(5)	2:17.45	(5)	3:03.868	(5)	FB
			135	DRESSINO Giulio			45.84	(4)	46.57	(4)	46.410	(4)	
			27	RICCHETTI Alberto	2.82		3.62		3.94		4.506		
			154	CRENNA Mauro									
6	2	BRA	167	MAEHLER Roberto	45.20	(6)	1:32.17	(6)	2:20.12	(6)	3:09.220	(6)	FB
			166	JUNIOR SOUTA Vagner			46.97	(6)	47.95	(6)	49.100	(6)	
			168	OLIVEIRA Celso	2.98		4.91		6.61		9.858		
			147	BITENCOURT RIBEIRO Gilvan									

Progression System 1st - 3rd to FA, 4th - 7th to FB

Course Umpire:	ICF	WITHERDEN Alan	Chief Official:	ICF	GARNER Frank
Course Umpire:	ICF	TARABUSI Sante	Chief Judge:	ICF	KAHL Jens
Starter:	ICF	SHABLYKA Siarhei	Chief Judge:	ICF	LEHTINEN Risto

Weather Conditions

Air Temperature:	Water Temperature:	Humidity:	Wind:	
23.9°C	18.0°C	80%	4.9 m/s	

Legend:	°C	Degree Celsius	FA	Final A	FB	Final B
----------------	----	----------------	----	---------	----	---------


Start List

Lista de largada / Liste de départ

Lane	Bib	Final B Race 81 10:04	Bib	Final A Race 82 10:12
1				SRB 141 TOMICEVIC Marko 142 ZORIC Milenko 70 PAJIC Dejan 181 TORUBAROV Vladimir
2		BRA 167 MAEHLER Roberto 166 JUNIOR SOUTA Wagner 168 OLIVEIRA Celso 147 BITENCOURT RIBEIRO Gilvan		ESP 170 HERNANZ AGUERIA Javier 171 GERMADE Rodrigo 172 CARRERA Oscar 173 PENA Inigo
3		HUN 132 HUFNAGEL Tibor 133 CEINER Benjamin 174 KUGLER Attila 175 SOMORACZ Tamas		AUS 122 WALLACE Ken 164 FITZSIMMONS Riley 165 CLEAR Jacob 146 WOOD Jordan
4		RUS 178 LYAPUNOV Kirill 179 POGREBAN Vasily 13 ANOSHKIN Roman 180 ZHESTKOV Oleg		CZE 126 HAVEL Daniel 169 TREFIL Lukas 113 DOSTAL Josef 127 STERBA Jan
5		KAZ 20 GOLEDOV Ilya 155 YERGUCHYOV Andrey 83 TOKARNYTSKYI Sergii 176 YEMELYANOV Alexandr		GER 131 RENDSCHMIDT Max 153 LIEBSCHER Tom 88 HOFF Max 130 GROSS Marcus
6		ITA 134 RIPAMONTI Nicola 135 DRESSINO Giulio 27 RICCHETTI Alberto 154 CRENNNA Mauro		SVK 182 MYSAK Denis 143 VLCEK Erik 144 TARR Juraj 183 LINKA Tibor
7		ARG 160 DAL BO Daniel 161 CACERES Juan Ignacio 162 de TORRES Pablo 163 CARRERAS Gonzalo		POR 79 PIMENTA Fernando 140 SILVA Emanuel 139 RIBEIRO Joao 177 FERNANDES David
8				FRA 128 HYBOIS Arnaud 129 HUBERT Etienne 151 JOUVE Sebastien 39 CARRE Cyrille



Results
Resultados / Résultats

Start Time: 10:12

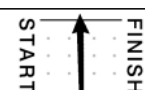
Race 82

Olympic Best Time: **GER** Reineck / Zabel / Hoffmann / Winter Atlanta, GA (USA) 1996 Olympic Games **2:51.528**

Rank	Lane	NOC	Bib	Name	250m	500m	750m	1000m				
1	5	GER	131	RENDSCHMIDT Max	43.48	(1)	1:29.79	(1)	2:16.71	(1)	3:02.143	(1)
			153	LIEBSCHER Tom			46.31	(1)	46.92	(1)	45.430	(1)
			88	HOFF Max	0.00		0.00		0.00		0.000	
			130	GROSS Marcus								
2	6	SVK	182	MYSAK Denis	43.76	(2)	1:30.61	(2)	2:18.49	(2)	3:05.044	(2)
			143	VLCEK Erik			46.85	(3)	47.88	(3)	46.550	(5)
			144	TARR Juraj	0.28		0.82		1.78		2.901	
			183	LINKA Tibor								
3	4	CZE	126	HAVEL Daniel	44.59	(5)	1:31.22	(3)	2:18.68	(3)	3:05.176	(3)
			169	TREFIL Lukas			46.63	(2)	47.46	(2)	46.490	(4)
			113	DOSTAL Josef	1.11		1.43		1.97		3.033	
			127	STERBA Jan								
4	3	AUS	122	WALLACE Ken	44.85	(6)	1:32.11	(5)	2:20.31	(5)	3:06.731	(4)
			164	FITZSIMMONS Riley			47.26	(4)	48.20	(5)	46.420	(3)
			165	CLEAR Jacob	1.37		2.32		3.60		4.588	
			146	WOOD Jordan								
5	2	ESP	170	HERNANZ AGUERIA Javier	45.66	(7)	1:33.14	(7)	2:21.10	(7)	3:06.768	(5)
			171	GERMADE Rodrigo			47.48	(6)	47.96	(4)	45.660	(2)
			172	CARRERA Oscar	2.18		3.35		4.39		4.625	
			173	PENA Inigo								
6	7	POR	79	PIMENTA Fernando	44.38	(4)	1:32.19	(6)	2:20.65	(6)	3:07.482	(6)
			140	SILVA Emanuel			47.81	(7)	48.46	(7)	46.830	(7)
			139	RIBEIRO Joao	0.90		2.40		3.94		5.339	
			177	FERNANDES David								
7	8	FRA	128	HYBOIS Arnaud	44.16	(3)	1:31.55	(4)	2:19.92	(4)	3:07.488	(7)
			129	HUBERT Etienne			47.39	(5)	48.37	(6)	47.560	(8)
			151	JOUVE Sebastien	0.68		1.76		3.21		5.345	
			39	CARRE Cyrille								
8	1	SRB	141	TOMICEVIC Marko	46.06	(8)	1:34.62	(8)	2:23.47	(8)	3:10.241	(8)
			142	ZORIC Milenko			48.56	(8)	48.85	(8)	46.770	(6)
			70	PAJIC Dejan	2.58		4.83		6.76		8.098	
			181	TORUBAROV Vladimir								

Course Umpire:	ICF	TOTH Gheorghe	Chief Official:	ICF	GARNER Frank
Course Umpire:	ICF	FURUYA Toshihiko	Chief Judge:	ICF	KAHL Jens
Starter:	ICF	SHABLYKA Siarhei	Chief Judge:	ICF	LEHTINEN Risto

Weather Conditions

Air Temperature:	Water Temperature:	Humidity:	Wind:	
23.4°C	18.0°C	87%	1.8 m/s	

Legend:
°C Degree Celsius



Entry List by Event

Lista de inscritos por evento / Liste des inscrits par épreuve

As of SAT 13 AUG 2016

Bib AUS 46 SZEKSZARDI Ferenc	Bib AZE 30 DEMYANENKO Valentin	Bib BRA 63 QUEIROZ dos SANTOS Isaquias	Bib BUL 12 KODINOV Angel
Bib CAN 117 OLDERSHAW Mark	Bib CHN 66 LI Qiang	Bib CZE 114 FUKSA Martin	Bib ESP 93 BENAVIDES LOPEZ de AYALA Alfonso
Bib FRA 41 SIMART Thomas	Bib GEO 25 NADIRADZE Zaza	Bib GER 89 KIRAJ Stefan	Bib HUN 52 HAJDU Jonatan
Bib IRI 121 MOJALLALIMOGHADAM Adel	Bib ITA 28 TACCHINI Carlo	Bib KAZ 84 KHAIDAROV Timur	Bib LAT 104 ILJINS Dagnis
Bib LTU 9 ZUSTAUTAS Henrikas	Bib MDA 71 TARNOVSCHI Oleg	Bib MEX 120 PULIDO RODRIGUEZ Marcos	Bib MOZ 56 LOBO Joaquim
Bib POL 7 KACZOR Tomasz	Bib POR 81 SILVA Helder	Bib RUS 193 KRAITOR Andrey	Bib TUN 48 HOUCINE Khaled
Bib UKR 97 CHEBAN Iurii			

Note:
List of NOCs by alphabetical order.



Start List

Lista de largada / Liste de départ

Lane	Bib	Heat 1 Race 32 9:16	Bib	Heat 2 Race 33 9:23	Bib	Heat 3 Race 34 9:30	Bib	Heat 4 Race 83 9:37
1								
2	7	POL KACZOR Tomasz	56	MOZ LOBO Joaquim	120	MEX PULIDO RODRIGUEZ Marcos	12	BUL KODINOV Angel
3	25	GEO NADIRADZE Zaza	117	CAN OLDERSHAW Mark	89	GER KIRAJ Stefan	28	ITA TACCHINI Carlo
4	97	UKR CHEBAN Iurii	81	POR SILVA Helder	52	HUN HAJDU Jonatan	30	AZE DEMYANENKO Valentin
5	66	CHN LI Qiang	63	BRA QUEIROZ dos SANTOS Isaquias	193	RUS KRAITOR Andrey	9	LTU ZUSTAUTAS Henrikas
6	93	ESP BENAVIDES LOPEZ de AYALA Alfonso	41	FRA SIMART Thomas	84	KAZ KHAIDAROV Timur	121	IRI MOJALLALIMOGHADAM Adel
7	71	MDA TARNOVSCHI Oleg	104	LAT ILJINS Dagnis	114	CZE FUKSA Martin	46	AUS SZEKSZARDI Ferenc
8	48	TUN HOUCINE Khaled						

Progression System: 1st - 5th + 6th BT to SF, Rest out



Results
Resultados / Résultats

Start Time: 9:16

Race 32


Olympic Best Time: **RUS** SHTYL Ivan London (GBR) 2012 Olympic Games **40.346**

Rank	Lane	NOC	Bib	Name	200m		
1	6	ESP	93	BENAVIDES LOPEZ de AYALA Alfonso	40.610	(1)	SF
					0.000		
2	7	MDA	71	TARNOVSCHI Oleg	40.852	(2)	SF
					0.242		
3	4	UKR	97	CHEBAN Iurii	41.220	(3)	SF
					0.610		
4	3	GEO	25	NADIRADZE Zaza	41.423	(4)	SF
					0.813		
5	5	CHN	66	LI Qiang	41.456	(5)	SF
					0.846		
6	2	POL	7	KACZOR Tomasz	42.450	(6)	X
					1.840		
7	8	TUN	48	HOUCINE Khaled	42.499	(7)	X
					1.889		

Progression System **1st - 5th + 6th BT to SF, Rest out**

Course Umpire:	ICF	LETIENNE Michel	Chief Official:	ICF	GARNER Frank
Course Umpire:	ICF	HAVIAR Miroslav	Chief Judge:	ICF	KAHL Jens
Starter:	ICF	SHABLYKA Siarhei	Chief Judge:	ICF	LEHTINEN Risto

Weather Conditions

Air Temperature:	Water Temperature:	Humidity:	Wind:	
23.0°C	23.5°C	75%	2.2 m/s	

Legend:
°C Degree Celsius **SF** Qualified for Semifinals **X** Eliminated



Results
Resultados / Résultats

Start Time: 9:23

Race 33


Olympic Best Time:	RUS	SHTYL Ivan	London (GBR) 2012	Olympic Games	40.346
--------------------	------------	------------	-------------------	---------------	---------------

Rank	Lane	NOC	Bib	Name	200m		
1	6	FRA	41	SIMART Thomas	40.415	(1)	SF
					0.000		
2	5	BRA	63	QUEIROZ dos SANTOS Isaquias	40.522	(2)	SF
					0.107		
3	4	POR	81	SILVA Helder	40.578	(3)	SF
					0.163		
4	3	CAN	117	OLDERSHAW Mark	42.972	(4)	SF
					2.557		
5	7	LAT	104	ILJINS Dagnis	44.125	(5)	SF
					3.710		
6	2	MOZ	56	LOBO Joaquim	44.949	(6)	X
					4.534		

Progression System **1st - 5th + 6th BT to SF, Rest out**

Course Umpire:	ICF	WITHERDEN Alan	Chief Official:	ICF	GARNER Frank
Course Umpire:	ICF	TARABUSI Sante	Chief Judge:	ICF	KAHL Jens
Starter:	ICF	SHABLYKA Siarhei	Chief Judge:	ICF	LEHTINEN Risto

Weather Conditions

Air Temperature:	Water Temperature:	Humidity:	Wind:	
23.0°C	23.5°C	75%	2.2 m/s	

Legend:

°C Degree Celsius **SF** Qualified for Semifinals **X** Eliminated



Results
Resultados / Résultats

Start Time: 9:30

Race 34


Olympic Best Time: **RUS** SHTYL Ivan London (GBR) 2012 Olympic Games **40.346**

Rank	Lane	NOC	Bib	Name	200m		
1	5	RUS	193	KRAITOR Andrey	39.985	(1)	SF
					0.000		
2	4	HUN	52	HAJDU Jonatan	40.147	(2)	SF
					0.162		
3	7	CZE	114	FUKSA Martin	40.311	(3)	SF
					0.326		
4	6	KAZ	84	KHAIDAROV Timur	40.492	(4)	SF
					0.507		
5	3	GER	89	KIRAJ Stefan	41.198	(5)	SF
					1.213		
6	2	MEX	120	PULIDO RODRIGUEZ Marcos	41.910	(6)	SF
					1.925		

Progression System **1st - 5th + 6th BT to SF, Rest out**

Course Umpire:	ICF	TOTH Gheorghe	Chief Official:	ICF	GARNER Frank
Course Umpire:	ICF	FURUYA Toshihiko	Chief Judge:	ICF	KAHL Jens
Starter:	ICF	SHABLYKA Siarhei	Chief Judge:	ICF	LEHTINEN Risto

Weather Conditions

Air Temperature:	Water Temperature:	Humidity:	Wind:	
23.0°C	23.5°C	75%	2.2 m/s	

Legend:
°C Degree Celsius **SF** Qualified for Semifinals



Results
Resultados / Résultats

Start Time: 9:37

Race 83


Olympic Best Time: **RUS** SHTYL Ivan London (GBR) 2012 Olympic Games **40.346**

Rank	Lane	NOC	Bib	Name	200m		
1	4	AZE	30	DEMYANENKO Valentin	39.749	(1)	SF
					0.000		
2	5	LTU	9	ZUSTAUTAS Henrikas	40.048	(2)	SF
					0.299		
3	3	ITA	28	TACCHINI Carlo	41.368	(3)	SF
					1.619		
4	6	IRI	121	MOJALLALIMOGHADAM Adel	41.650	(4)	SF
					1.901		
5	2	BUL	12	KODINOV Angel	42.694	(5)	SF
					2.945		
6	7	AUS	46	SZEKSZARDI Ferenc	44.292	(6)	X
					4.543		

Progression System **1st - 5th + 6th BT to SF, Rest out**

Course Umpire:	ICF	LETIENNE Michel	Chief Official:	ICF	GARNER Frank
Course Umpire:	ICF	HAVIAR Miroslav	Chief Judge:	ICF	KAHL Jens
Starter:	ICF	SHABLYKA Sjarhei	Chief Judge:	ICF	LEHTINEN Risto

Weather Conditions

Air Temperature:	Water Temperature:	Humidity:	Wind:	
23.0°C	23.5°C	75%	2.2 m/s	

Legend:

°C Degree Celsius **SF** Qualified for Semifinals **X** Eliminated



Start List

Lista de largada / Liste de départ

Lane	Bib	Semifinal 1 Race 43 10:42	Bib	Semifinal 2 Race 44 10:49	Bib	Semifinal 3 Race 84 10:56
1	12	BUL KODINOV Angel	120	MEX PULIDO RODRIGUEZ Marcos	89	GER KIRAJ Stefan
2	66	CHN LI Qiang	104	LAT ILJINS Dagnis	25	GEO NADIRADZE Zaza
3	114	CZE FUKSA Martin	28	ITA TACCHINI Carlo	81	POR SILVA Helder
4	9	LTU ZUSTAUTAS Henrikas	193	RUS KRAITOR Andrey	52	HUN HAJDU Jonatan
5	93	ESP BENAVIDES LOPEZ de AYALA Alfonso	41	FRA SIMART Thomas	30	AZE DEMYANENKO Valentin
6	63	BRA QUEIROZ dos SANTOS Isaquias	71	MDA TARNOVSCHI Oleg	97	UKR CHEBAN Iurii
7	84	KAZ KHAIDAROV Timur	121	IRI MOJALLALIMOGHADAM Adel	117	CAN OLDERSHAW Mark
8						

Progression System: 1st - 2nd + 2 x 3rd BT to FA, Next BT x 8 to FB, Rest out



Results
Resultados / Résultats

REVISED
17 AUG 12:40

Start Time: 10:43

Race 43

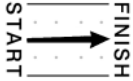
Olympic Best Time: **RUS** SHTYL Ivan London (GBR) 2012 Olympic Games **40.346**

Rank	Lane	NOC	Bib	Name	200m		
1	6	BRA	63	QUEIROZ dos SANTOS Isaquias	39.659	(1)	FA
					0.000		
2	5	ESP	93	BENAVIDES LOPEZ de AYALA Alfonso	40.038	(2)	FA
					0.379		
3	2	CHN	66	LI Qiang	40.066	(3)	FA
					0.407		
4	3	CZE	114	FUKSA Martin	40.311	(4)	FB
					0.652		
5	7	KAZ	84	KHAIDAROV Timur	41.079	(5)	FB
					1.420		
6	4	LTU	9	ZUSTAUTAS Henrikas	41.187	(6)	FB
					1.528		
7	1	BUL	12	KODINOV Angel	42.925	(7)	X
					3.266		

Progression System **1st - 2nd + 2 x 3rd BT to FA, Next BT x 8 to FB, Rest out**

Course Umpire:	ICF	TOTH Gheorghe	Chief Official:	ICF	GARNER Frank
Course Umpire:	ICF	FURUYA Toshihiko	Chief Judge:	ICF	KAHL Jens
Starter:	ICF	SHABLYKA Siarhei	Chief Judge:	ICF	LEHTINEN Risto

Weather Conditions

Air Temperature:	Water Temperature:	Humidity:	Wind:	
24.3°C	23.5°C	24%	1.8 m/s	

Legend:
°C Degree Celsius **FA** Final A **FB** Final B **X** Eliminated

Progression indicator corrected for CZE



Results
Resultados / Résultats

Start Time: 10:49

Race 44


Olympic Best Time: **RUS** SHTYL Ivan London (GBR) 2012 Olympic Games **40.346**

Rank	Lane	NOC	Bib	Name	200m		
1	4	RUS	193	KRAITOR Andrey	40.394	(1)	FA
					0.000		
2	5	FRA	41	SIMART Thomas	40.670	(2)	FA
					0.276		
3	6	MDA	71	TARNOVSCHI Oleg	40.715	(3)	FB
					0.321		
4	3	ITA	28	TACCHINI Carlo	41.468	(4)	FB
					1.074		
5	1	MEX	120	PULIDO RODRIGUEZ Marcos	42.283	(5)	FB
					1.889		
6	7	IRI	121	MOJALLALIMOGHADAM Adel	42.386	(6)	X
					1.992		
7	2	LAT	104	ILJINS Dagnis	45.082	(7)	X
					4.688		

Progression System **1st - 2nd + 2 x 3rd BT to FA, Next BT x 8 to FB, Rest out**

Course Umpire:	ICF	WITHERDEN Alan	Chief Official:	ICF	GARNER Frank
Course Umpire:	ICF	TARABUSI Sante	Chief Judge:	ICF	KAHL Jens
Starter:	ICF	SHABLYKA Siarhei	Chief Judge:	ICF	LEHTINEN Risto

Weather Conditions

Air Temperature:	Water Temperature:	Humidity:	Wind:	
23.3°C	23.5°C	24%	3.2 m/s	

Legend:
°C Degree Celsius **FA** Final A **FB** Final B **X** Eliminated



Results
Resultados / Résultats

REVISED
17 AUG 12:41

Start Time: 10:56

Race 84


Olympic Best Time: **RUS** SHTYL Ivan London (GBR) 2012 Olympic Games **40.346**

Rank	Lane	NOC	Bib	Name	200m		
1	2	GEO	25	NADIRADZE Zaza	40.146	(1)	FA
					0.000		
2	5	AZE	30	DEMYANENKO Valentin	40.298	(2)	FA
					0.152		
3	6	UKR	97	CHEBAN Iurii	40.590	(3)	FA
					0.444		
4	4	HUN	52	HAJDU Jonatan	40.718	(4)	FB
					0.572		
5	3	POR	81	SILVA Helder	41.162	(5)	FB
					1.016		
6	1	GER	89	KIRAJ Stefan	43.171	(6)	X
					3.025		
7	7	CAN	117	OLDERSHAW Mark	43.357	(7)	X
					3.211		

Progression System **1st - 2nd + 2 x 3rd BT to FA, Next BT x 8 to FB, Rest out**

Course Umpire:	ICF	LETIENNE Michel	Chief Official:	ICF	GARNER Frank
Course Umpire:	ICF	HAVIAR Miroslav	Chief Judge:	ICF	KAHL Jens
Starter:	ICF	SHABLYKA Siarhei	Chief Judge:	ICF	LEHTINEN Risto

Weather Conditions

Air Temperature:	Water Temperature:	Humidity:	Wind:	
23.3°C	23.5°C	24%	3.2 m/s	

Legend:
°C Degree Celsius **FA** Final A **FB** Final B **X** Eliminated

Progression indicator corrected for UKR



Start List
Lista de largada / Liste de départ

REVISED
17 AUG 12:50

Lane	Bib	Final B Race 52 9:16	Bib	Final A Race 53 9:23
1	120	MEX PULIDO RODRIGUEZ Marcos	66	CHN LI Qiang
2	9	LTU ZUSTAUTAS Henrikas	93	ESP BENAVIDES LOPEZ de AYALA Alfonso
3	81	POR SILVA Helder	41	FRA SMART Thomas
4	52	HUN HAJDU Jonatan	25	GEO NADIRADZE Zaza
5	114	CZE FUKSA Martin	63	BRA QUEIROZ dos SANTOS Isaquias
6	71	MDA TARNOVSCHI Oleg	193	RUS KRAITOR Andrey
7	84	KAZ KHAIDAROV Timur	30	AZE DEMYANENKO Valentin
8	28	ITA TACCHINI Carlo	97	UKR CHEBAN Iurii

Corrected start lists due to correction of progression



Results
Resultados / Résultats

Start Time: 9:16


Race 52

Olympic Best Time:	RUS	SHTYL Ivan	London (GBR) 2012	Olympic Games	40.346
--------------------	------------	------------	-------------------	---------------	---------------

Rank	Lane	NOC	Bib	Name	200m	
1	5	CZE	114	FUKSA Martin	39.760	(1)
					0.000	
2	4	HUN	52	HAJDU Jonatan	39.811	(2)
					0.051	
3	2	LTU	9	ZUSTAUTAS Henrikas	40.230	(3)
					0.470	
4	6	MDA	71	TARNOVSCHI Oleg	40.280	(4)
					0.520	
5	3	POR	81	SILVA Helder	40.388	(5)
					0.628	
6	7	KAZ	84	KHAIDAROV Timur	40.549	(6)
					0.789	
7	8	ITA	28	TACCHINI Carlo	40.733	(7)
					0.973	
8	1	MEX	120	PULIDO RODRIGUEZ Marcos	42.098	(8)
					2.338	

Course Umpire:	ICF	TOTH Gheorghe	Chief Official:	ICF	GARNER Frank
Course Umpire:	ICF	FURUYA Toshihiko	Chief Judge:	ICF	KAHL Jens
Starter:	ICF	SHABLYKA Siarhei	Chief Judge:	ICF	LEHTINEN Risto

Weather Conditions

Air Temperature:	Water Temperature:	Humidity:	Wind:	
23.9°C	20.0°C	23%	0.9 m/s	

Legend:
°C Degree Celsius



Results
Resultados / Résultats

Start Time: 9:23


Race 53

Olympic Best Time:	RUS	SHTYL Ivan	London (GBR) 2012	Olympic Games	40.346
--------------------	------------	------------	-------------------	---------------	---------------

Rank	Lane	NOC	Bib	Name	200m	
1	8	UKR	97	CHEBAN Iurii	39.279	(1) OB
					0.000	
2	7	AZE	30	DEMYANENKO Valentin	39.493	(2)
					0.214	
3	5	BRA	63	QUEIROZ dos SANTOS Isaquias	39.628	(3)
					0.349	
4	2	ESP	93	BENAVIDES LOPEZ de AYALA Alfonso	39.649	(4)
					0.370	
5	4	GEO	25	NADIRADZE Zaza	39.817	(5)
					0.538	
6	6	RUS	193	KRAITOR Andrey	40.105	(6)
					0.826	
7	1	CHN	66	LI Qiang	40.143	(7)
					0.864	
8	3	FRA	41	SIMART Thomas	40.180	(8)
					0.901	

Course Umpire:	ICF	LETIENNE Michel	Chief Official:	ICF	GARNER Frank
Course Umpire:	ICF	HAVIAR Miroslav	Chief Judge:	ICF	KAHL Jens
Starter:	ICF	SHABLYKA Siarhei	Chief Judge:	ICF	LEHTINEN Risto

Weather Conditions

Air Temperature:	Water Temperature:	Humidity:	Wind:	
23.9°C	20.0°C	23%	0.9 m/s	

Legend:	°C Degree Celsius	OB Olympic Best
----------------	-------------------	------------------------



Results Summary by Event

Resumo dos resultados por evento / Résumé des résultats par épreuve

Race	Date	Round	Rank								Progression System
			1	2	3	4	5	6	7	8	

Heats

32	17 AUG	1	ESP	MDA	UKR	GEO	CHN	POL	TUN	1st - 5th + 6th BT to SF, Rest out
			40.610	40.852	41.220	41.423	41.456	42.450	42.499	
33	17 AUG	2	FRA	BRA	POR	CAN	LAT	MOZ		
			40.415	40.522	40.578	42.972	44.125	44.949		
34	17 AUG	3	RUS	HUN	CZE	KAZ	GER	MEX		
			39.985	40.147	40.311	40.492	41.198	41.910		
83	17 AUG	4	AZE	LTU	ITA	IRI	BUL	AUS		
			39.749	40.048	41.368	41.650	42.694	44.292		

Semifinals

43	17 AUG	1	BRA	ESP	CHN	CZE	KAZ	LTU	BUL	1st - 2nd + 2 x 3rd BT to FA, Next BT x 8 to FB, Rest out
			39.659	40.038	40.066	40.311	41.079	41.187	42.925	
44	17 AUG	2	RUS	FRA	MDA	ITA	MEX	IRI	LAT	
			40.394	40.670	40.715	41.468	42.283	42.386	45.082	
84	17 AUG	3	GEO	AZE	UKR	HUN	POR	GER	CAN	
			40.146	40.298	40.590	40.718	41.162	43.171	43.357	

Finals

52	18 AUG	B	CZE	HUN	LTU	MDA	POR	KAZ	ITA	MEX
			39.760	39.811	40.230	40.280	40.388	40.549	40.733	42.098
53	18 AUG	A	UKR	AZE	BRA	ESP	GEO	RUS	CHN	FRA
			39.279	39.493	39.628	39.649	39.817	40.105	40.143	40.180



Entry List by Event

Lista de inscritos por evento / Liste des inscrits par épreuve

As of SAT 13 AUG 2016

Bib AUS

44 MARINOV Martin

Bib BRA

63 QUEIROZ dos SANTOS Isaquias

Bib BUL

12 KODINOV Angel

Bib CAN

117 OLDERSHAW Mark

Bib CZE

114 FUKSA Martin

Bib FRA

37 BART Adrien

Bib GER

87 BRENDEL Sebastian

Bib HUN

75 VASBANYAI Henrik

Bib ITA

28 TACCHINI Carlo

Bib KAZ

84 KHAIDAROV Timur

Bib LAT

104 ILJINS Dagnis

Bib MDA

60 TARNOVSCHI Serghei

Bib MOZ

57 CHAMAUNE Mussa

Bib POL

7 KACZOR Tomasz

Bib RUS

15 SHTOKALOV Ilia

Bib STP

8 da CONCEICAO TRISTE Buly

Bib SVK

72 FARKAS Vincent

Bib TUN

48 HOUCINE Khaled

Bib UKR

102 ALTUKHOV Pavlo

Bib UZB

34 KOCHNEV Gerasim

Note:
List of NOCs by alphabetical order.


Start List

Lista de largada / Liste de départ

REVISED
 15 AUG 7:13

Lane	Bib	Heat 1 Race 1 9:00	Bib	Heat 2 Race 2 9:08	Bib	Heat 3 Race 3 9:16
1						
2	44	AUS MARINOV Martin				BUL 12 KODINOV Angel
3	72	SVK FARKAS Vincent	63	BRA QUEIROZ dos SANTOS Isaquias	34	UZB KOCHNEV Gerasim
4	7	POL KACZOR Tomasz	15	RUS SHTOKALOV Ilia	102	UKR ALTUKHOV Pavlo
5	87	GER BRENDDEL Sebastian	114	CZE FUKSA Martin	60	MDA TARNOVSCHI Serghei
6	75	HUN VASBANYAI Henrik	37	FRA BART Adrien	117	CAN OLDERSHAW Mark
7	104	LAT ILJINS Dagnis	28	ITA TACCHINI Carlo	84	KAZ KHAIDAROV Timur
8	57	MOZ CHAMAUNE Mussa	8	STP da CONCEICAO TRISTE Buly		

 Progression System: **1st to FA, Rest to SF**



Results
Resultados / Résultats

Start Time: 9:00

Race 1

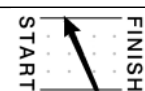
Olympic Best Time: **ESP** CAL David Athens (GRE) 2004 Olympic Games **3:46.201**

Rank	Lane	NOC	Bib	Name	250m	500m	750m	1000m	
1	5	GER	87	BRENDEL Sebastian	56.80 (1) 0.00	1:57.18 (1) 1:00.38 (1) 0.00	2:57.83 (1) 1:00.65 (3) 0.00	3:58.044 (1) 1:00.210 (1) 0.000	FA
2	4	POL	7	KACZOR Tomasz	57.77 (2) 0.97	1:58.92 (2) 1:01.15 (3) 1.74	2:59.47 (2) 1:00.55 (1) 1.64	3:59.928 (2) 1:00.450 (2) 1.884	SF
3	6	HUN	75	VASBANYAI Henrik	58.73 (3) 1.93	1:59.62 (3) 1:00.89 (2) 2.44	3:00.24 (3) 1:00.62 (2) 2.41	4:01.953 (3) 1:01.710 (3) 3.909	SF
4	7	LAT	104	ILJINS Dagnis	1:00.07 (5) 3.27	2:02.99 (5) 1:02.92 (5) 5.81	3:06.34 (5) 1:03.35 (5) 8.51	4:11.766 (4) 1:05.420 (4) 13.722	SF
5	3	SVK	72	FARKAS Vincent	59.17 (4) 2.37	2:01.47 (4) 1:02.30 (4) 4.29	3:04.78 (4) 1:03.31 (4) 6.95	4:12.295 (5) 1:07.510 (5) 14.251	SF
6	2	AUS	44	MARINOV Martin	1:01.00 (6) 4.20	2:06.18 (6) 1:05.18 (6) 9.00	3:15.66 (6) 1:09.48 (6) 17.83	4:33.166 (6) 1:17.500 (6) 35.122	SF
7	8	MOZ	57	CHAMAUNE Mussa	1:04.24 (7) 7.44	2:20.66 (7) 1:16.42 (7) 23.48	3:41.21 (7) 1:20.55 (7) 43.38	5:00.454 (7) 1:19.240 (7) 1:02.410	SF

Progression System **1st to FA, Rest to SF**

Course Umpire:	ICF	TOTH Gheorghe		
Course Umpire:	ICF	FURUYA Toshihiko		

Weather Conditions

Air Temperature:	Water Temperature:	Humidity:	Wind:	
25.0°C	22.0°C	58%	3.0 m/s	

Legend:	°C Degree Celsius	FA Final A	SF Qualified for Semifinals
----------------	-------------------	-------------------	------------------------------------



Results
Resultados / Résultats

Start Time: 9:08

Race 2


Olympic Best Time: **ESP** CAL David Athens (GRE) 2004 Olympic Games **3:46.201**

Rank	Lane	NOC	Bib	Name	250m	500m	750m	1000m	
1	3	BRA	63	QUEIROZ dos SANTOS Isaquias	54.98 (1)	1:53.10 (1)	2:54.66 (1)	3:59.615 (1)	FA
					0.00	58.12 (1)	1:01.56 (2)	1:04.950 (4)	
						0.00	0.00	0.000	
2	5	CZE	114	FUKSA Martin	56.79 (3)	1:56.94 (2)	2:58.83 (2)	4:01.492 (2)	SF
					1.81	1:00.15 (3)	1:01.89 (3)	1:02.660 (1)	
						3.84	4.17	1.877	
3	4	RUS	15	SHTOKALOV Ilia	58.24 (4)	1:57.22 (3)	2:59.36 (3)	4:02.626 (3)	SF
					3.26	58.98 (2)	1:02.14 (4)	1:03.260 (2)	
						4.12	4.70	3.011	
4	7	ITA	28	TACCHINI Carlo	59.43 (5)	2:00.28 (5)	3:00.46 (4)	4:04.697 (4)	SF
					4.45	1:00.85 (4)	1:00.18 (1)	1:04.230 (3)	
						7.18	5.80	5.082	
5	6	FRA	37	BART Adrien	56.42 (2)	1:57.53 (4)	3:01.13 (5)	4:10.043 (5)	SF
					1.44	1:01.11 (5)	1:03.60 (5)	1:08.910 (5)	
						4.43	6.47	10.428	
6	8	STP	8	da CONCEICAO TRISTE Buly	1:03.02 (6)	2:13.22 (6)	3:36.11 (6)	4:54.516 (6)	SF
					8.04	1:10.20 (6)	1:22.89 (6)	1:18.400 (6)	
						20.12	41.45	54.901	

Progression System **1st to FA, Rest to SF**

Course Umpire:	ICF	LETIENNE Michel			
Course Umpire:	ICF	HAVIAR Miroslav			

Weather Conditions

Air Temperature:	Water Temperature:	Humidity:	Wind:	
25.0°C	22.0°C	58%	3.0 m/s	

Legend:	°C Degree Celsius	FA Final A	SF Qualified for Semifinals
----------------	-------------------	-------------------	------------------------------------



Results
Resultados / Résultats

Start Time: 9:15

Race 3


Olympic Best Time: **ESP** CAL David Athens (GRE) 2004 Olympic Games **3:46.201**

Rank	Lane	NOC	Bib	Name	250m	500m	750m	1000m	
1	5	MDA	60	TARNOVSCHI Serghei	56.61 (1) 0.00	1:58.55 (1) 1:01.94 (2) 0.00	3:00.54 (1) 1:01.99 (1) 0.00	4:05.193 (1) 1:04.650 (1) 0.000	FA
2	3	UZB	34	KOCHNEV Gerasim	58.19 (3) 1.58	1:58.64 (2) 1:00.45 (1) 0.09	3:01.41 (2) 1:02.77 (2) 0.87	4:08.127 (2) 1:06.710 (3) 2.934	SF
3	6	CAN	117	OLDERSHAW Mark	58.30 (4) 1.69	2:02.44 (4) 1:04.14 (4) 3.89	3:07.08 (3) 1:04.64 (3) 6.54	4:13.600 (3) 1:06.520 (2) 8.407	SF
4	4	UKR	102	ALTUKHOV Pavlo	57.18 (2) 0.57	2:00.12 (3) 1:02.94 (3) 1.57	3:08.42 (4) 1:08.30 (4) 7.88	4:19.361 (4) 1:10.940 (4) 14.168	SF
5	2	BUL	12	KODINOV Angel	58.67 (5) 2.06	2:05.76 (5) 1:07.09 (5) 7.21	3:15.57 (5) 1:09.81 (5) 15.03	4:27.904 (5) 1:12.330 (5) 22.711	SF
6	7	KAZ	84	KHAIDAROV Timur	1:16.03 (6) 19.42	2:45.72 (6) 1:29.69 (6) 47.17	4:09.07 (6) 1:23.35 (6) 1:08.53	5:30.030 (6) 1:20.960 (6) 1:24.837	SF

Progression System **1st to FA, Rest to SF**

Course Umpire:	ICF	WITHERDEN Alan	Starter:	ICF	SHABLYKA Siarhei
Course Umpire:	ICF	TARABUSI Sante	Chief Official:	ICF	GARNER Frank
Starter:	ICF	MOULE Peter	Chief Judge:	ICF	KAHL Jens

Weather Conditions

Air Temperature:	Water Temperature:	Humidity:	Wind:	
25.0°C	22.0°C	58%	3.0 m/s	

Legend:	°C Degree Celsius	FA Final A	SF Qualified for Semifinals
----------------	-------------------	-------------------	------------------------------------



Start List

Lista de largada / Liste de départ

Lane	Bib	Semifinal 1 Race 13 10:30	Bib	Semifinal 2 Race 14 10:38
1	44	AUS MARINOV Martin	8	STP da CONCEICAO TRISTE Buly
2	37	FRA BART Adrien	72	SVK FARKAS Vincent
3	102	UKR ALTUKHOV Pavlo	28	ITA TACCHINI Carlo
4	34	UZB KOCHNEV Gerasim	75	HUN VASBANYAI Henrik
5	7	POL KACZOR Tomasz	114	CZE FUKSA Martin
6	15	RUS SHTOKALOV Iliia	117	CAN OLDERSHAW Mark
7	104	LAT ILJINS Dagnis	12	BUL KODINOV Angel
8	84	KAZ KHAIDAROV Timur	57	MOZ CHAMAUNE Mussa

Progression System: 1st - 2nd + Best 3rd BT to FA, Best Ranking BT to FB



Results

Resultados / Résultats

Start Time: 10:29

Race 13


Olympic Best Time: **ESP** CAL David Athens (GRE) 2004 Olympic Games **3:46.201**

Rank	Lane	NOC	Bib	Name	250m	500m	750m	1000m	
1	6	RUS	15	SHTOKALOV Ilia	58.81 (5) 1.39	1:58.61 (4) 59.80 (2) 0.88	2:57.92 (3) 59.31 (1) 0.18	3:58.259 (1) 1:00.330 (1) 0.000	FA
2	3	UKR	102	ALTUKHOV Pavlo	57.42 (1) 0.00	1:57.73 (1) 1:00.31 (3) 0.00	2:57.84 (2) 1:00.11 (3) 0.10	3:58.574 (2) 1:00.730 (3) 0.315	FA
3	4	UZB	34	KOCHNEV Gerasim	58.10 (2) 0.68	1:57.76 (2) 59.66 (1) 0.03	2:57.74 (1) 59.98 (2) 0.00	3:59.489 (3) 1:01.740 (4) 1.230	FA
4	5	POL	7	KACZOR Tomasz	58.13 (3) 0.71	1:58.46 (3) 1:00.33 (4) 0.73	2:59.37 (4) 1:00.91 (4) 1.63	3:59.836 (4) 1:00.460 (2) 1.577	FB
5	2	FRA	37	BART Adrien	58.42 (4) 1.00	2:02.39 (5) 1:03.97 (5) 4.66	3:05.73 (5) 1:03.34 (5) 7.99	4:08.593 (5) 1:02.860 (5) 10.334	FB
6	7	LAT	104	ILJINS Dagnis	1:01.25 (7) 3.83	2:05.41 (7) 1:04.16 (7) 7.68	3:10.61 (6) 1:05.20 (6) 12.87	4:20.181 (6) 1:09.570 (6) 21.922	FB
7	1	AUS	44	MARINOV Martin	1:00.67 (6) 3.25	2:04.77 (6) 1:04.10 (6) 7.04	3:13.89 (7) 1:09.12 (7) 16.15	4:24.723 (7) 1:10.830 (7) 26.464	FB
8	8	KAZ	84	KHAIDAROV Timur	1:15.58 (8) 18.16	2:49.86 (8) 1:34.28 (8) 52.13	4:15.66 (8) 1:25.80 (8) 1:17.92	5:33.919 (8) 1:18.250 (8) 1:35.660	X

Progression System 1st - 2nd + Best 3rd BT to FA, Best Ranking BT to FB

Course Umpire:	ICF	TOTH Gheorghe	Chief Official:	ICF	GARNER Frank
Course Umpire:	ICF	FURUYA Toshihiko	Chief Judge:	ICF	KAHL Jens
Starter:	ICF	MOULE Peter	Chief Judge:	ICF	LEHTINEN Risto

Weather Conditions

Air Temperature:	Water Temperature:	Humidity:	Wind:	
25.0°C	23.0°C	58%	3.0 m/s	

Legend:	°C	Degree Celsius	FA	Final A	FB	Final B	X	Eliminated
---------	----	----------------	----	---------	----	---------	---	------------



Results

Resultados / Résultats

Start Time: 10:38

Race 14


Olympic Best Time: **ESP** CAL David Athens (GRE) 2004 Olympic Games **3:46.201**

Rank	Lane	NOC	Bib	Name	250m	500m	750m	1000m	
1	5	CZE	114	FUKSA Martin	58.56 (4) 0.12	2:01.40 (1) 1:02.84 (1) 0.00	3:04.01 (1) 1:02.61 (3) 0.00	4:01.793 (1) 57.780 (2) 0.000	FA
2	3	ITA	28	TACCHINI Carlo	58.45 (2) 0.01	2:01.73 (2) 1:03.28 (=2) 0.33	3:04.44 (3) 1:02.71 (4) 0.43	4:02.461 (2) 58.020 (3) 0.668	FA
3	4	HUN	75	VASBANYAI Henrik	1:00.80 (5) 2.36	2:04.17 (4) 1:03.37 (4) 2.77	3:05.46 (4) 1:01.29 (1) 1.45	4:03.113 (3) 57.650 (1) 1.320	FB
4	6	CAN	117	OLDERSHAW Mark	58.51 (3) 0.07	2:01.79 (3) 1:03.28 (=2) 0.39	3:04.28 (2) 1:02.49 (2) 0.27	4:03.493 (4) 59.210 (4) 1.700	FB
5	2	SVK	72	FARKAS Vincent	1:01.31 (6) 2.87	2:06.26 (5) 1:04.95 (5) 4.86	3:10.97 (5) 1:04.71 (5) 6.96	4:19.084 (5) 1:08.110 (5) 17.291	FB
6	7	BUL	12	KODINOV Angel	58.44 (1) 0.00	2:07.28 (6) 1:08.84 (6) 5.88	3:17.01 (6) 1:09.73 (6) 13.00	4:30.574 (6) 1:13.560 (6) 28.781	FB
7	1	STP	8	da CONCEICAO TRISTE Buly	1:04.39 (7) 5.95	2:17.73 (7) 1:13.34 (7) 16.33	3:32.48 (7) 1:14.75 (7) 28.47	4:46.396 (7) 1:13.910 (7) 44.603	X
8	8	MOZ	57	CHAMAUNE Mussa	1:07.97 (8) 9.53	2:26.36 (8) 1:18.39 (8) 24.96	3:47.34 (8) 1:20.98 (8) 43.33	5:07.281 (8) 1:19.940 (8) 1:05.488	X

Progression System 1st - 2nd + Best 3rd BT to FA, Best Ranking BT to FB

Course Umpire:	ICF	LETIENNE Michel	Chief Official:	ICF	GARNER Frank
Course Umpire:	ICF	HAVIAR Miroslav	Chief Judge:	ICF	KAHL Jens
Starter:	ICF	MOULE Peter	Chief Judge:	ICF	LEHTINEN Risto

Weather Conditions

Air Temperature:	Water Temperature:	Humidity:	Wind:	
25.0°C	23.0°C	58%	3.0 m/s	

Legend:	°C	Degree Celsius	FA	Final A	FB	Final B	X	Eliminated
---------	----	----------------	----	---------	----	---------	---	------------



Start List

Lista de largada / Liste de départ

Lane	Bib	Final B Race 22 9:00	Bib	Final A Race 23 9:08
1	44	AUS MARINOV Martin	34	UZB KOCHNEV Gerasim
2	104	LAT ILJINS Dagnis	28	ITA TACCHINI Carlo
3	117	CAN OLDERSHAW Mark	15	RUS SHTOKALOV Iliia
4	75	HUN VASBANYAI Henrik	63	BRA QUEIROZ dos SANTOS Isaquias
5	7	POL KACZOR Tomasz	87	GER BRENDDEL Sebastian
6	37	FRA BART Adrien	60	MDA TARNOVSCHI Serghei
7	72	SVK FARKAS Vincent	114	CZE FUKSA Martin
8	12	BUL KODINOV Angel	102	UKR ALTUKHOV Pavlo



Results
Resultados / Résultats

Start Time: 8:59


Race 22

Olympic Best Time: **ESP** CAL David Athens (GRE) 2004 Olympic Games **3:46.201**

Rank	Lane	NOC	Bib	Name	250m	500m	750m	1000m	
1	5	POL	7	KACZOR Tomasz	56.14 (2) 0.23	1:54.89 (1) 58.75 (1) 0.00	2:57.00 (1) 1:02.11 (1) 0.00	3:59.350 (1) 1:02.350 (2) 0.000	
2	6	FRA	37	BART Adrien	55.91 (1) 0.00	1:55.37 (2) 59.46 (2) 0.48	2:58.18 (2) 1:02.81 (2) 1.18	4:00.911 (2) 1:02.730 (3) 1.561	
3	7	SVK	72	FARKAS Vincent	57.79 (4) 1.88	1:59.16 (4) 1:01.37 (4) 4.27	3:02.30 (3) 1:03.14 (3) 5.30	4:04.013 (3) 1:01.710 (1) 4.663	
4	3	CAN	117	OLDERSHAW Mark	56.76 (3) 0.85	1:57.30 (3) 1:00.54 (3) 2.41	3:02.35 (4) 1:05.05 (6) 5.35	4:06.972 (4) 1:04.620 (=5) 7.622	
5	2	LAT	104	ILJINS Dagnis	59.56 (7) 3.65	2:02.16 (6) 1:02.60 (6) 7.27	3:05.70 (6) 1:03.54 (5) 8.70	4:10.084 (5) 1:04.380 (4) 10.734	
6	8	BUL	12	KODINOV Angel	58.28 (5) 2.37	2:02.24 (7) 1:03.96 (7) 7.35	3:05.48 (5) 1:03.24 (4) 8.48	4:10.102 (6) 1:04.620 (=5) 10.752	
7	1	AUS	44	MARINOV Martin	58.37 (6) 2.46	2:00.00 (5) 1:01.63 (5) 5.11	3:07.36 (7) 1:07.36 (7) 10.36	4:15.524 (7) 1:08.160 (7) 16.174	
	4	HUN	75	VASBANYAI Henrik	0.00 0.00	0.00 0.00	0.00 0.00		DSQ

Course Umpire:	ICF	LETIENNE Michel	Chief Official:	ICF	GARNER Frank
Course Umpire:	ICF	HAVIAR Miroslav	Chief Judge:	ICF	KAHL Jens
Starter:	ICF	MOULE Peter	Chief Judge:	ICF	LEHTINEN Risto

Weather Conditions

Air Temperature:	Water Temperature:	Humidity:	Wind:	
23.0°C	20.0°C	74%	2.0 m/s	

Legend:	°C Degree Celsius	DSQ Disqualified
----------------	-------------------	-------------------------



Results
Resultados / Résultats

REVISED
19 AUG 11:34

Start Time: 9:07


Race 23

Olympic Best Time: **ESP** CAL David Athens (GRE) 2004 Olympic Games **3:46.201**

Rank	Lane	NOC	Bib	Name	250m	500m	750m	1000m	
1	5	GER	87	BRENDEL Sebastian	56.42 (3) 0.41	1:56.83 (1) 1:00.41 (1) 0.00	2:57.96 (1) 1:01.13 (2) 0.00	3:56.926 (1) 58.960 (1) 0.000	
2	4	BRA	63	QUEIROZ dos SANTOS Isaquias	56.13 (2) 0.12	1:57.18 (2) 1:01.05 (3) 0.35	2:58.45 (2) 1:01.27 (3) 0.49	3:58.529 (2) 1:00.070 (3) 1.603	
3	6	MDA	60	TARNOVSCHI Serghei	56.01 (1) 0.00	1:57.35 (3) 1:01.34 (4) 0.52	2:59.67 (4) 1:02.32 (4) 1.71	4:00.852 (3) 1:01.180 (4) 3.926	
4	3	RUS	15	SHTOKALOV Ilia	57.85 (7) 1.84	1:58.64 (4) 1:00.79 (2) 1.81	2:59.14 (3) 1:00.50 (1) 1.18	4:00.963 (4) 1:01.820 (6) 4.037	
5	8	UKR	102	ALTUKHOV Pavlo	57.44 (4) 1.43	1:59.23 (5) 1:01.79 (=6) 2.40	3:01.62 (5) 1:02.39 (5) 3.66	4:01.587 (5) 59.960 (2) 4.661	
6	7	CZE	114	FUKSA Martin	57.58 (6) 1.57	1:59.37 (7) 1:01.79 (=6) 2.54	3:02.03 (7) 1:02.66 (7) 4.07	4:03.322 (6) 1:01.290 (5) 6.396	
7	1	UZB	34	KOCHNEV Gerasim	57.50 (5) 1.49	1:59.25 (6) 1:01.75 (5) 2.42	3:01.85 (6) 1:02.60 (6) 3.89	4:04.205 (7) 1:02.350 (7) 7.279	
8	2	ITA	28	TACCHINI Carlo	59.05 (8) 3.04	2:01.90 (8) 1:02.85 (8) 5.07	3:07.10 (8) 1:05.20 (8) 9.14	4:15.368 (8) 1:08.260 (8) 18.442	

Course Umpire:	ICF	WITHERDEN Alan	Chief Official:	ICF	GARNER Frank
Course Umpire:	ICF	TARABUSI Sante	Chief Judge:	ICF	KAHL Jens
Starter:	ICF	MOULE Peter	Chief Judge:	ICF	LEHTINEN Risto

Weather Conditions

Air Temperature:	Water Temperature:	Humidity:	Wind:	
23.0°C	20.0°C	74%	2.0 m/s	

Legend:
°C Degree Celsius

Results corrected as per Official Communication number 5



Results Summary by Event

Resumo dos resultados por evento / Résumé des résultats par épreuve

REVISED
19 AUG 11:35

Race	Date	Round	Rank								Progression System
			1	2	3	4	5	6	7	8	

Heats

1	15 AUG	1	GER	POL	HUN	LAT	SVK	AUS	MOZ	1st to FA, Rest to SF
			3:58.044	3:59.928	4:01.953	4:11.766	4:12.295	4:33.166	5:00.454	
2	15 AUG	2	BRA	CZE	RUS	ITA	FRA	STP		
			3:59.615	4:01.492	4:02.626	4:04.697	4:10.043	4:54.516		
3	15 AUG	3	MDA	UZB	CAN	UKR	BUL	KAZ		
			4:05.193	4:08.127	4:13.600	4:19.361	4:27.904	5:30.030		

Semifinals

13	15 AUG	1	RUS	UKR	UZB	POL	FRA	LAT	AUS	KAZ	1st - 2nd + Best 3rd BT to FA, Best Ranking BT to FB
			3:58.259	3:58.574	3:59.489	3:59.836	4:08.593	4:20.181	4:24.723	5:33.919	
14	15 AUG	2	CZE	ITA	HUN	CAN	SVK	BUL	STP	MOZ	
			4:01.793	4:02.461	4:03.113	4:03.493	4:19.084	4:30.574	4:46.396	5:07.281	

Finals

22	16 AUG	B	POL	FRA	SVK	CAN	LAT	BUL	AUS	HUN	
			3:59.350	4:00.911	4:04.013	4:06.972	4:10.084	4:10.102	4:15.524	DSQ	
23	16 AUG	A	GER	BRA	MDA	RUS	UKR	CZE	UZB	ITA	
			3:56.926	3:58.529	4:00.852	4:00.963	4:01.587	4:03.322	4:04.205	4:15.368	

Legend:
DSQ Disqualified

Results corrected as per Official Communication number 5



Official Communication
Comunicado oficial / Communication officielle

Race 23
Item: 3

Disqualification

Disqualification of TARNOVSCHI Serghei (MDA)

Summary:

Disqualification of TARNOVSCHI Serghei (MDA) for doping violation

Detail:

The IOC Disciplinary Commission decided on 18/08/2016 to disqualify TARNOVSCHI Serghei (MDA) who was ranked 3rd in the Men's Canoe Single 1000m for doping violation. Results have been amended accordingly. The medallists are now: BRENDL Sebastian (GER), gold, QUEIROZ dos SANTOS Isaquias (BRA), silver, and SHTOKALOV Ilia (RUS), bronze. Further details regarding the IOC Disciplinary Commission decision can be found at: www.olympic.org

Issued by: ICF Technical Delegate
Time: 07:16
Date: 19 AUG 2016

This decision affects:

RESULTS
SCHEDULE
OTHER

X

Note:
For more details contact "OC Competition Management"



Official Communication
Comunicado oficial / Communication officielle

Race 23
Item: 5

Correction of Official Communication number 3

Correction of Official Communication number 3

Summary:

Correction of Official Communication number 3

Detail:

The Athlete TARNOVSCHI Serghei (MDA) was provisionally suspended by the ICF due to positive doping offence prior to the Olympic Games. The result for the MC1 1000m Final remains as originally reported until all the legal procedures have been completed regarding the doping case.

Issued by: ICF Chief Official
Time: 10:39
Date: 19 AUG 2016

This decision affects:

RESULTS
SCHEDULE
OTHER

X

Note:
For more details contact "OC Competition Management"



Entry List by Event

Lista de inscritos por evento / Liste des inscrits par épreuve

As of SAT 13 AUG 2016

Bib AUS

46 SZEKSZARDI Ferenc
44 MARINOV Martin

Bib BRA

184 de SOUZA SILVA Erlon
63 QUEIROZ dos SANTOS Isaquias

Bib CUB

185 TORRES Serguey
186 JORGE Fernando Dayan

Bib CZE

187 RADON Jaroslav
188 DVORAK Filip

Bib GER

87 BRENDEL Sebastian
189 VANDREY Jan

Bib HUN

75 VASBANYAI Henrik
190 MIKE Robert

Bib MDA

71 TARNOVSCHI Oleg
60 TARNOVSCHI Serghei

Bib MOZ

57 CHAMAUNE Mussa
56 LOBO Joaquim

Bib POL

191 KAMINSKI Mateusz
192 KUDLA Michal

Bib RUS

15 SHTOKALOV Ilia
194 PERVUKHIN Ilya

Bib UKR

195 IANCHUK Dmytro
196 MISHCHUK Taras

Bib UZB

34 KOCHNEV Gerasim
197 MIRBEKOV Serik

Note:
List of NOCs by alphabetical order.



Start List

Lista de largada / Liste de départ

REVISED
19 AUG 8:17

Lane	Bib	Heat 1 Race 61 9:21	Bib	Heat 2 Race 62 9:29
1				
2		MOZ 57 CHAMAUNE Mussa 56 LOBO Joaquim		UZB 34 KOCHNEV Gerasim 197 MIRBEKOV Serik
3				CZE 187 RADON Jaroslav 188 DVORAK Filip
4		UKR 195 IANCHUK Dmytro 196 MISHCHUK Taras		POL 191 KAMINSKI Mateusz 192 KUDLA Michal
5		BRA 184 de SOUZA SILVA Erlon 63 QUEIROZ dos SANTOS Isaquias		HUN 75 VASBANYAI Henrik 190 MIKE Robert
6		RUS 15 SHTOKALOV Iliia 194 PERVUKHIN Ilya		GER 87 BRENDEL Sebastian 189 VANDREY Jan
7		AUS 46 SZEKSZARDI Ferenc 44 MARINOV Martin		CUB 185 TORRES Serguey 186 JORGE Fernando Dayan
8				

Progression System: **1st to FA, Rest to SF**

MDA scratched from Heat 1



Results
Resultados / Résultats

Start Time: 9:21

Race 61

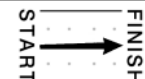
Olympic Best Time: **GER** Dittmer / Kirchbach Atlanta, GA (USA) 1996 Olympic Games **3:31.870**

Rank	Lane	NOC	Bib	Name	250m	500m	750m	1000m	
1	5	BRA	184 63	de SOUZA SILVA Erlon QUEIROZ dos SANTOS Isaquias	50.03 (1) 0.00	1:43.42 (1) 53.39 (1) 0.00	2:37.21 (1) 53.79 (2) 0.00	3:33.269 (1) 56.050 (1) 0.000	FA
2	4	UKR	195 196	IANCHUK Dmytro MISHCHUK Taras	52.11 (3) 2.08	1:45.74 (2) 53.63 (2) 2.32	2:39.20 (2) 53.46 (1) 1.99	3:35.284 (2) 56.080 (2) 2.015	SF
3	6	RUS	15 194	SHTOKALOV Ilya PERVUKHIN Ilya	52.07 (2) 2.04	1:45.80 (3) 53.73 (3) 2.38	2:40.39 (3) 54.59 (3) 3.18	3:43.105 (3) 1:02.710 (3) 9.836	SF
4	7	AUS	46 44	SZEKSZARDI Ferenc MARINOV Martin	55.68 (4) 5.65	1:58.53 (4) 1:02.85 (4) 15.11	3:03.02 (4) 1:04.49 (4) 25.81	4:07.372 (4) 1:04.350 (4) 34.103	SF
5	2	MOZ	57 56	CHAMAUNE Mussa LOBO Joaquim	56.26 (5) 6.23	2:01.12 (5) 1:04.86 (5) 17.70	3:09.59 (5) 1:08.47 (5) 32.38	4:14.002 (5) 1:04.410 (5) 40.733	SF

Progression System **1st to FA, Rest to SF**

Course Umpire:	ICF	TOTH Gheorghe	Chief Official:	ICF	GARNER Frank
Course Umpire:	ICF	FURUYA Toshihiko	Chief Judge:	ICF	KAHL Jens
Starter:	ICF	SHABLYKA Sjarhei	Chief Judge:	ICF	LEHTINEN Risto

Weather Conditions

Air Temperature:	Water Temperature:	Humidity:	Wind:	
23.1°C	18.0°C	80%	4.9 m/s	

Legend:	°C Degree Celsius	FA Final A	SF Qualified for Semifinals
----------------	-------------------	-------------------	------------------------------------



Results
Resultados / Résultats

Start Time: 9:29

Race 62

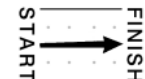
Olympic Best Time: **GER** Dittmer / Kirchbach Atlanta, GA (USA) 1996 Olympic Games **3:31.870**

Rank	Lane	NOC	Bib	Name	250m	500m	750m	1000m	
1	6	GER	87	BRENDEL Sebastian	51.67	(1) 1:44.66	(1) 2:38.99	(1) 3:33.482	(1) FA
			189	VANDREY Jan	0.00	52.99 (1)	54.33 (3)	54.490 (2)	
2	7	CUB	185	TORRES Serguey	52.10	(2) 1:45.97	(2) 2:40.13	(2) 3:34.939	(2) SF
			186	JORGE Fernando Dayan	0.43	53.87 (3)	54.16 (1)	54.800 (4)	
3	5	HUN	75	VASBANYAI Henrik	53.32	(5) 1:47.15	(4) 2:41.47	(3) 3:35.501	(3) SF
			190	MIKE Robert	1.65	53.83 (2)	54.32 (2)	54.030 (1)	
4	3	CZE	187	RADON Jaroslav	52.60	(3) 1:47.06	(3) 2:42.19	(4) 3:36.818	(4) SF
			188	DVORAK Filip	0.93	54.46 (4)	55.13 (5)	54.620 (3)	
5	4	POL	191	KAMINSKI Mateusz	53.86	(6) 1:48.89	(5) 2:43.52	(5) 3:44.717	(5) SF
			192	KUDLA Michal	2.19	55.03 (5)	54.63 (4)	1:01.190 (5)	
6	2	UZB	34	KOCHNEV Gerasim	52.81	(4) 1:49.13	(6) 2:51.63	(6) 4:00.330	(6) SF
			197	MIRBEKOV Serik	1.14	56.32 (6)	1:02.50 (6)	1:08.700 (6)	

Progression System **1st to FA, Rest to SF**

Course Umpire:	ICF	LETIENNE Michel	Chief Official:	ICF	GARNER Frank
Course Umpire:	ICF	HAVIAR Miroslav	Chief Judge:	ICF	KAHL Jens
Starter:	ICF	SHABLYKA Siarhei	Chief Judge:	ICF	LEHTINEN Risto

Weather Conditions

Air Temperature:	Water Temperature:	Humidity:	Wind:	
23.1°C	18.0°C	80%	4.9 m/s	

Legend:	°C Degree Celsius	FA Final A	SF Qualified for Semifinals
----------------	-------------------	-------------------	------------------------------------



Start List

Lista de largada / Liste de départ

Lane	Bib	Semifinal 1 Race 69 10:21	Bib	Semifinal 2 Race 70 10:29
1				
2				
3		MOZ 57 CHAMAUNE Mussa 56 LOBO Joaquim		POL 191 KAMINSKI Mateusz 192 KUDLA Michal
4		HUN 75 VASBANYAI Henrik 190 MIKE Robert		RUS 15 SHTOKALOV Iliia 194 PERVUKHIN Ilya
5		UKR 195 IANCHUK Dmytro 196 MISHCHUK Taras		CUB 185 TORRES Serguey 186 JORGE Fernando Dayan
6		CZE 187 RADON Jaroslav 188 DVORAK Filip		AUS 46 SZEKSZARDI Ferenc 44 MARINOV Martin
7				UZB 34 KOCHNEV Gerasim 197 MIRBEKOV Serik
8				

Progression System: 1st - 3rd to FA, Rest to FB



Results
Resultados / Résultats

Start Time: 10:21

Race 69

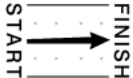
Olympic Best Time: **GER** Dittmer / Kirchbach Atlanta, GA (USA) 1996 Olympic Games **3:31.870**

Rank	Lane	NOC	Bib	Name	250m	500m	750m	1000m	
1	5	UKR	195	IANCHUK Dmytro	53.11 (1)	1:47.96 (1)	2:43.01 (1)	3:38.384 (1)	FA
			196	MISHCHUK Taras	0.00	54.85 (2)	55.05 (1)	55.370 (1)	
2	6	CZE	187	RADON Jaroslav	53.30 (2)	1:48.09 (2)	2:44.71 (2)	3:42.166 (2)	FA
			188	DVORAK Filip	0.19	54.79 (1)	56.62 (3)	57.450 (2)	
3	4	HUN	75	VASBANYAI Henrik	55.79 (3)	1:52.12 (3)	2:48.22 (3)	3:56.126 (3)	FA
			190	MIKE Robert	2.68	56.33 (3)	56.10 (2)	1:07.900 (4)	
4	3	MOZ	57	CHAMAUNE Mussa	58.18 (4)	2:06.77 (4)	3:17.40 (4)	4:23.965 (4)	FB
			56	LOBO Joaquim	5.07	1:08.59 (4)	1:10.63 (4)	1:06.560 (3)	

Progression System **1st - 3rd to FA, Rest to FB**

Course Umpire:	ICF	WITHERDEN Alan	Chief Official:	ICF	GARNER Frank
Course Umpire:	ICF	TARABUSI Sante	Chief Judge:	ICF	KAHL Jens
Starter:	ICF	SHABLYKA Siarhei	Chief Judge:	ICF	LEHTINEN Risto

Weather Conditions

Air Temperature:	Water Temperature:	Humidity:	Wind:	
23.9°C	18.0°C	80%	4.9 m/s	

Legend:	°C Degree Celsius	FA Final A	FB Final B
----------------	-------------------	-------------------	-------------------



Results
Resultados / Résultats

Start Time: 10:29

Race 70

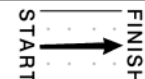
Olympic Best Time: **GER** Dittmer / Kirchbach Atlanta, GA (USA) 1996 Olympic Games **3:31.870**

Rank	Lane	NOC	Bib	Name	250m	500m	750m	1000m	
1	5	CUB	185	TORRES Serguey	52.72	(1) 1:48.12	(1) 2:44.83	(1) 3:40.192	(1) FA
			186	JORGE Fernando Dayan		55.40	(1) 56.71	(2) 55.360	(2)
					0.00	0.00	0.00	0.000	
2	7	UZB	34	KOCHNEV Gerasim	52.91	(2) 1:49.75	(3) 2:46.13	(3) 3:40.772	(2) FA
			197	MIRBEKOV Serik		56.84	(3) 56.38	(1) 54.640	(1)
					0.19	1.63	1.30	0.580	
3	4	RUS	15	SHTOKALOV Ilya	52.98	(3) 1:48.58	(2) 2:45.69	(2) 3:42.127	(3) FA
			194	PERVUKHIN Ilya		55.60	(2) 57.11	(4) 56.430	(4)
					0.26	0.46	0.86	1.935	
4	3	POL	191	KAMINSKI Mateusz	53.03	(4) 1:50.88	(4) 2:47.93	(4) 3:43.467	(4) FB
			192	KUDLA Michal		57.85	(4) 57.05	(3) 55.530	(3)
					0.31	2.76	3.10	3.275	
5	6	AUS	46	SZEKSZARDI Ferenc	55.17	(5) 1:59.18	(5) 3:09.39	(5) 4:13.754	(5) FB
			44	MARINOV Martin		1:04.01	(5) 1:10.21	(5) 1:04.360	(5)
					2.45	11.06	24.56	33.562	

Progression System **1st - 3rd to FA, Rest to FB**

Course Umpire:	ICF	TOTH Gheorghe	Chief Official:	ICF	GARNER Frank
Course Umpire:	ICF	FURUYA Toshihiko	Chief Judge:	ICF	KAHL Jens
Starter:	ICF	SHABLYKA Sjarhei	Chief Judge:	ICF	LEHTINEN Risto

Weather Conditions

Air Temperature:	Water Temperature:	Humidity:	Wind:	
23.9°C	18.0°C	80%	4.9 m/s	

Legend:	°C	Degree Celsius	FA	Final A	FB	Final B
----------------	----	----------------	-----------	---------	-----------	---------



Start List

Lista de largada / Liste de départ

Lane	Bib	Final B Race 77 9:14	Bib	Final A Race 78 9:22
1				HUN 75 VASBANYAI Henrik 190 MIKE Robert
2				UZB 34 KOCHNEV Gerasim 197 MIRBEKOV Serik
3				UKR 195 IANCHUK Dmytro 196 MISHCHUK Taras
4		POL 191 KAMINSKI Mateusz 192 KUDLA Michal		GER 87 BRENDEL Sebastian 189 VANDREY Jan
5		MOZ 57 CHAMAUNE Mussa 56 LOBO Joaquim		BRA 184 de SOUZA SILVA Erlon 63 QUEIROZ dos SANTOS Isaquias
6		AUS 46 SZEKSZARDI Ferenc 44 MARINOV Martin		CUB 185 TORRES Serguey 186 JORGE Fernando Dayan
7				CZE 187 RADON Jaroslav 188 DVORAK Filip
8				RUS 15 SHTOKALOV Ilia 194 PERVUKHIN Ilya



Results
Resultados / Résultats

Start Time: 9:14

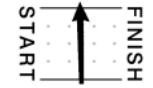
Race 77

Olympic Best Time: **GER** Dittmer / Kirchbach Atlanta, GA (USA) 1996 Olympic Games **3:31.870**

Rank	Lane	NOC	Bib	Name	250m	500m	750m	1000m				
1	4	POL	191	KAMINSKI Mateusz	55.70	(1)	1:54.89	(1)	2:54.90	(1)	3:52.964	(1)
			192	KUDLA Michal			59.19	(1)	1:00.01	(1)	58.060	(1)
					0.00	0.00	0.00	0.000				
2	6	AUS	46	SZEKSZARDI Ferenc	59.63	(3)	2:01.56	(2)	3:06.06	(2)	4:10.238	(2)
			44	MARINOV Martin			1:01.93	(2)	1:04.50	(2)	1:04.170	(2)
					3.93	6.67	11.16	17.274				
3	5	MOZ	57	CHAMAUNE Mussa	59.24	(2)	2:13.17	(3)	3:27.97	(3)	4:38.732	(3)
			56	LOBO Joaquim			1:13.93	(3)	1:14.80	(3)	1:10.760	(3)
					3.54	18.28	33.07	45.768				

Course Umpire:	ICF	WITHERDEN Alan	Chief Official:	ICF	GARNER Frank
Course Umpire:	ICF	TARABUSI Sante	Chief Judge:	ICF	KAHL Jens
Starter:	ICF	SHABLYKA Siarhei	Chief Judge:	ICF	LEHTINEN Risto

Weather Conditions

Air Temperature:	Water Temperature:	Humidity:	Wind:	
23.4°C	18.0°C	74%	1.8 m/s	

Legend:
°C Degree Celsius



Results
Resultados / Résultats

Start Time: 9:22


Race 78

Olympic Best Time: **GER** Dittmer / Kirchbach Atlanta, GA (USA) 1996 Olympic Games **3:31.870**

Rank	Lane	NOC	Bib	Name	250m	500m	750m	1000m	
1	4	GER	87 189	BRENDEL Sebastian VANDREY Jan	55.26 (=3) 0.88	1:52.88 (6) 57.62 (6) 1.58	2:50.04 (5) 57.16 (3) 1.50	3:43.912 (1) 53.870 (1) 0.000	
2	5	BRA	184 63	de SOUZA SILVA Erlon QUEIROZ dos SANTOS Isaquias	54.38 (1) 0.00	1:51.30 (1) 56.92 (2) 0.00	2:48.54 (1) 57.24 (5) 0.00	3:44.819 (2) 56.270 (4) 0.907	
3	3	UKR	195 196	IANCHUK Dmytro MISHCHUK Taras	55.30 (5) 0.92	1:52.60 (5) 57.30 (=4) 1.30	2:49.79 (3) 57.19 (4) 1.25	3:45.949 (3) 56.150 (3) 2.037	
4	1	HUN	75 190	VASBANYAI Henrik MIKE Robert	56.38 (8) 2.00	1:54.49 (8) 58.11 (7) 3.19	2:51.37 (7) 56.88 (1) 2.83	3:46.198 (4) 54.820 (2) 2.286	
5	8	RUS	15 194	SHTOKALOV Iliia PERVUKHIN Ilya	55.35 (6) 0.97	1:51.92 (2) 56.57 (1) 0.62	2:49.01 (2) 57.09 (2) 0.47	3:46.776 (5) 57.760 (5) 2.864	
6	6	CUB	185 186	TORRES Serguey JORGE Fernando Dayan	55.26 (=3) 0.88	1:52.56 (4) 57.30 (=4) 1.26	2:49.94 (4) 57.38 (6) 1.40	3:48.133 (6) 58.190 (6) 4.221	
7	7	CZE	187 188	RADON Jaroslav DVORAK Filip	55.40 (7) 1.02	1:52.42 (3) 57.02 (3) 1.12	2:50.49 (6) 58.07 (7) 1.95	3:49.352 (7) 58.860 (7) 5.440	
8	2	UZB	34 197	KOCHNEV Gerasim MIRBEKOV Serik	54.99 (2) 0.61	1:53.48 (7) 58.49 (8) 2.18	2:52.28 (8) 58.80 (8) 3.74	3:52.920 (8) 1:00.640 (8) 9.008	

Course Umpire:	ICF	TOTH Gheorghe	Chief Official:	ICF	GARNER Frank
Course Umpire:	ICF	FURUYA Toshihiko	Chief Judge:	ICF	KAHL Jens
Starter:	ICF	SHABLYKA Siarhei	Chief Judge:	ICF	LEHTINEN Risto

Weather Conditions

Air Temperature:	Water Temperature:	Humidity:	Wind:	
23.4°C	18.0°C	74%	1.8 m/s	

Legend:
°C Degree Celsius = Equal sign indicates that two or more athletes share the same secondary rank



Results Summary by Event

Resumo dos resultados por evento / Résumé des résultats par épreuve

Race	Date	Round	Rank								Progression System
			1	2	3	4	5	6	7	8	

Heats

61	19 AUG 1	BRA	UKR	RUS	AUS	MOZ	1st to FA, Rest to SF					
		3:33.269	3:35.284	3:43.105	4:07.372	4:14.002						
62	19 AUG 2	GER	CUB	HUN	CZE	POL	UZB					
		3:33.482	3:34.939	3:35.501	3:36.818	3:44.717	4:00.330					

Semifinals

69	19 AUG 1	UKR	CZE	HUN	MOZ	1st - 3rd to FA, Rest to FB					
		3:38.384	3:42.166	3:56.126	4:23.965						
70	19 AUG 2	CUB	UZB	RUS	POL	AUS					
		3:40.192	3:40.772	3:42.127	3:43.467	4:13.754					

Finals

77	20 AUG B	POL	AUS	MOZ							
		3:52.964	4:10.238	4:38.732							
78	20 AUG A	GER	BRA	UKR	HUN	RUS	CUB	CZE	UZB		
		3:43.912	3:44.819	3:45.949	3:46.198	3:46.776	3:48.133	3:49.352	3:52.920		



Official Communication
Comunicado oficial / Communication officielle

Progression system clarification

Item: 4

Progression system clarification MC2 1000m

Summary:

Progression system for MC2 1000m will remain the same

Detail:

After MDA disqualification, the progression system of Men's Canoe Double 1000m will remain the same (keep the Final B).

Issued by: ICF Chief Official
Time: 08:36
Date: 19 AUG 2016

This decision affects:

RESULTS
SCHEDULE
OTHER

<input type="checkbox"/>
<input type="checkbox"/>
<input checked="" type="checkbox"/>

Note:
For more details contact "OC Competition Management"



Entry List by Event

Lista de inscritos por evento / Liste des inscrits par épreuve

As of SAT 13 AUG 2016

Bib ARG 23 AMEGHINO Sabrina	Bib AUT 246 SCHWARZ Viktoria	Bib AZE 29 OSIPENKO-RODOMSKA Inna	Bib BRA 61 VERGUTZ Ana Paula
Bib CAN 116 LANGLOIS Andreanne	Bib CHN 64 ZHOU Yu	Bib CUB 110 MENGANA Yusmari	Bib DEN 17 HANSEN Henriette
Bib EGY 59 KARIM Menatalla	Bib ESP 96 PORTELA RIVAS Teresa	Bib FRA 40 GUYOT Sarah	Bib GBR 100 WALKER Jess
Bib GER 91 WASSMUTH Conny	Bib HUN 51 DOUCHEV-JANIC Natasa	Bib KAZ 21 KLINOVA Inna	Bib NZL 107 CARRINGTON Lisa
Bib PLW 36 TORIBIONG Marina	Bib POL 5 WALCZYKIEWICZ Marta	Bib POR 80 LAIA Francisca	Bib RSA 1 HARTLEY Bridgitte Ellen
Bib SAM 119 CAIRNS Anne	Bib SLO 105 PONOMARENKO JANIC Spela	Bib SRB 67 MOLDOVAN Olivera	Bib SVK 73 KOHLOVA Martina
Bib SWE 78 STENSILS Linnea	Bib TUR 16 LIEPA Lasma	Bib USA 35 HOGAN Maggie	Bib UZB 33 UMARALIEVA Olga

Note:
List of NOCs by alphabetical order.


Start List

Lista de largada / Liste de départ

Lane	Bib	Heat 1 Race 6 9:38	Bib	Heat 2 Race 7 9:45	Bib	Heat 3 Race 8 9:52	Bib	Heat 4 Race 9 9:59
1								
2	59	EGY KARIM Menatalla	17	DEN HANSEN Henriette	61	BRA VERGUTZ Ana Paula	33	UZB UMARALIEVA Olga
3	80	POR LAIA Francisca	116	CAN LANGLOIS Andreeanne	78	SWE STENSILS Linnea	73	SVK KOHLOVA Martina
4	51	HUN DOUCHEV-JANIC Natasa	21	KAZ KLINOVA Inna	40	FRA GUYOT Sarah	110	CUB MENGANA Yusmari
5	107	NZL CARRINGTON Lisa	5	POL WALCZYKIEWICZ Marta	96	ESP PORTELA RIVAS Teresa	29	AZE OSIPENKO-RODOMSKA Inna
6	67	SRB MOLDOVAN Olivera	105	SLO PONOMARENKO JANIC Spela	16	TUR LIEPA Lasma	91	GER WASSMUTH Conny
7	64	CHN ZHOU Yu	100	GBR WALKER Jess	246	AUT SCHWARZ Viktoria	23	ARG AMEGHINO Sabrina
8	36	PLW TORIBIONG Marina	119	SAM CAIRNS Anne	35	USA HOGAN Maggie	1	RSA HARTLEY Bridgitte Ellen

Progression System: 1st - 6th to SF, Rest out



Results
Resultados / Résultats

Start Time: 9:38

Race 6


Olympic Best Time: **NZL** CARRINGTON Lisa London (GBR) 2012 Olympic Games **40.528**

Rank	Lane	NOC	Bib	Name	200m		
1	5	NZL	107	CARRINGTON Lisa	40.422	(1)	SF
					0.000		
2	3	POR	80	LAIA Francisca	41.368	(2)	SF
					0.946		
3	4	HUN	51	DOUCHEV-JANIC Natasa	41.403	(3)	SF
					0.981		
4	7	CHN	64	ZHOU Yu	42.187	(4)	SF
					1.765		
5	6	SRB	67	MOLDOVAN Olivera	43.339	(5)	SF
					2.917		
6	8	PLW	36	TORIBIONG Marina	48.913	(6)	SF
					8.491		
7	2	EGY	59	KARIM Menatalla	49.596	(7)	X
					9.174		

Progression System **1st - 6th to SF, Rest out**

Course Umpire:	ICF	WITHERDEN Alan	Starter:	ICF	MOULE Peter
Course Umpire:	ICF	TARABUSI Sante	Chief Official:	ICF	GARNER Frank
Starter:	ICF	SHABLYKA Siarhei	Chief Judge:	ICF	KAHL Jens

Weather Conditions

Air Temperature:	Water Temperature:	Humidity:	Wind:	
25.0°C	22.0°C	58%	3.0 m/s	

Legend:
°C Degree Celsius **SF** Qualified for Semifinals **X** Eliminated



Results
Resultados / Résultats

Start Time: 9:45

Race 7


Olympic Best Time: **NZL** CARRINGTON Lisa London (GBR) 2012 Olympic Games **40.528**

Rank	Lane	NOC	Bib	Name	200m		
1	5	POL	5	WALCZYKIEWICZ Marta	40.263	(1)	SF
					0.000		
2	6	SLO	105	PONOMARENKO JANIC Spela	40.387	(2)	SF
					0.124		
3	3	CAN	116	LANGLOIS Andreeanne	40.956	(3)	SF
					0.693		
4	4	KAZ	21	KLINOVA Inna	41.030	(4)	SF
					0.767		
5	7	GBR	100	WALKER Jess	41.123	(5)	SF
					0.860		
6	2	DEN	17	HANSEN Henriette	42.455	(6)	SF
					2.192		
7	8	SAM	119	CAIRNS Anne	43.652	(7)	X
					3.389		

Progression System **1st - 6th to SF, Rest out**

Course Umpire:	ICF	TOTH Gheorghe	Starter:	ICF	MOULE Peter
Course Umpire:	ICF	FURUYA Toshihiko	Chief Official:	ICF	GARNER Frank
Starter:	ICF	SHABLYKA Siarhei	Chief Judge:	ICF	KAHL Jens

Weather Conditions

Air Temperature:	Water Temperature:	Humidity:	Wind:	
25.0°C	22.0°C	58%	3.0 m/s	

Legend:
°C Degree Celsius **SF** Qualified for Semifinals **X** Eliminated



Results

Resultados / Résultats

Start Time: 9:52
Race 8


 Olympic Best Time: **NZL** CARRINGTON Lisa London (GBR) 2012 Olympic Games **40.528**

Rank	Lane	NOC	Bib	Name	200m		
1	4	FRA	40	GUYOT Sarah	40.317	(1)	SF
					0.000		
2	3	SWE	78	STENSILS Linnea	40.828	(2)	SF
					0.511		
3	5	ESP	96	PORTELA RIVAS Teresa	40.844	(3)	SF
					0.527		
4	6	TUR	16	LIEPA Lasma	41.760	(4)	SF
					1.443		
5	7	AUT	246	SCHWARZ Viktoria	42.847	(5)	SF
					2.530		
6	2	BRA	61	VERGUTZ Ana Paula	44.239	(6)	SF
					3.922		
7	8	USA	35	HOGAN Maggie	44.668	(7)	X
					4.351		

 Progression System **1st - 6th to SF, Rest out**

Course Umpire:	ICF	LETIENNE Michel	Starter:	ICF	MOULE Peter
Course Umpire:	ICF	HAVIAR Miroslav	Chief Official:	ICF	GARNER Frank
Starter:	ICF	SHABLYKA Siarhei	Chief Judge:	ICF	KAHL Jens

Weather Conditions

Air Temperature:	Water Temperature:	Humidity:	Wind:	
25.0°C	23.0°C	58%	3.0 m/s	

Legend:	°C Degree Celsius	SF Qualified for Semifinals	X Eliminated
----------------	-------------------	------------------------------------	---------------------



Results

Resultados / Résultats

Start Time: 9:59
Race 9


 Olympic Best Time: **NZL** CARRINGTON Lisa London (GBR) 2012 Olympic Games **40.528**

Rank	Lane	NOC	Bib	Name	200m		
1	5	AZE	29	OSIPENKO-RODOMSKA Inna	40.702	(1)	SF
					0.000		
2	3	SVK	73	KOHLOVA Martina	41.231	(2)	SF
					0.529		
3	8	RSA	1	HARTLEY Bridgitte Ellen	41.698	(3)	SF
					0.996		
4	4	CUB	110	MENGANA Yusmari	41.701	(4)	SF
					0.999		
5	6	GER	91	WASSMUTH Conny	41.972	(5)	SF
					1.270		
6	7	ARG	23	AMEGHINO Sabrina	42.417	(6)	SF
					1.715		
7	2	UZB	33	UMARALIEVA Olga	42.525	(7)	X
					1.823		

 Progression System **1st - 6th to SF, Rest out**

Course Umpire:	ICF	WITHERDEN Alan	Chief Official:	ICF	GARNER Frank
Course Umpire:	ICF	TARABUSI Sante	Chief Judge:	ICF	KAHL Jens
Starter:	ICF	SHABLYKA Siarhei	Chief Judge:	ICF	LEHTINEN Risto

Weather Conditions

Air Temperature:	Water Temperature:	Humidity:	Wind:	
25.0°C	23.0°C	58%	3.0 m/s	

Legend:	°C Degree Celsius	SF Qualified for Semifinals	X Eliminated
----------------	-------------------	------------------------------------	---------------------


Start List

Lista de largada / Liste de départ

Lane	Bib	Semifinal 1 Race 17 11:00	Bib	Semifinal 2 Race 18 11:07	Bib	Semifinal 3 Race 19 11:14
1	61	BRA VERGUTZ Ana Paula	23	ARG AMEGHINO Sabrina	36	PLW TORIBIONG Marina
2	100	GBR WALKER Jess	246	AUT SCHWARZ Viktoria	21	KAZ KLINOVA Inna
3	1	RSA HARTLEY Bridgitte Ellen	51	HUN DOUCHEV-JANIC Natasa	96	ESP PORTELA RIVAS Teresa
4	80	POR LAIA Francisca	29	AZE OSIPENKO-RODOMSKA Inna	73	SVK KOHLOVA Martina
5	5	POL WALCZYKIEWICZ Marta	40	FRA GUYOT Sarah	107	NZL CARRINGTON Lisa
6	78	SWE STENSILS Linnea	105	SLO PONOMARENKO JANIC Spela	116	CAN LANGLOIS Andreanne
7	110	CUB MENGANA Yusmari	64	CHN ZHOU Yu	16	TUR LIEPA Lasma
8	67	SRB MOLDOVAN Olivera	17	DEN HANSEN Henriette	91	GER WASSMUTH Conny

Progression System: 1st/2nd + 2 B 3rd BT to FA, Rank by time - FB Next BT, Rest out



Results
Resultados / Résultats

Start Time: 11:00

Race 17


Olympic Best Time: **NZL** CARRINGTON Lisa London (GBR) 2012 Olympic Games **40.528**

Rank	Lane	NOC	Bib	Name	200m		
1	5	POL	5	WALCZYKIEWICZ Marta	40.619	(1)	FA
					0.000		
2	6	SWE	78	STENSILS Linnea	41.245	(2)	FA
					0.626		
3	3	RSA	1	HARTLEY Bridgitte Ellen	41.478	(3)	FB
					0.859		
4	2	GBR	100	WALKER Jess	41.483	(4)	FB
					0.864		
5	4	POR	80	LAIA Francisca	41.573	(5)	FB
					0.954		
6	7	CUB	110	MENGANA Yusmari	41.688	(6)	FB
					1.069		
7	8	SRB	67	MOLDOVAN Olivera	42.123	(7)	X
					1.504		
8	1	BRA	61	VERGUTZ Ana Paula	44.362	(8)	X
					3.743		

Progression System **1st/2nd + 2 B 3rd BT to FA, Rank by time - FB Next BT, Rest out**

Course Umpire:	ICF	LETIENNE Michel	Chief Official:	ICF	GARNER Frank
Course Umpire:	ICF	HAVIAR Miroslav	Chief Judge:	ICF	KAHL Jens
Starter:	ICF	SHABLYKA Siarhei	Chief Judge:	ICF	LEHTINEN Risto

Weather Conditions

Air Temperature:	Water Temperature:	Humidity:	Wind:	
25.0°C	23.0°C	58%	3.0 m/s	

Legend:
°C Degree Celsius **FA** Final A **FB** Final B **X** Eliminated



Results

Resultados / Résultats

Start Time: 11:07

Race 18


Olympic Best Time: **NZL** CARRINGTON Lisa London (GBR) 2012 Olympic Games **40.528**

Rank	Lane	NOC	Bib	Name	200m		
1	4	AZE	29	OSIPENKO-RODOMSKA Inna	39.803	(1)	FA
					0.000		
2	5	FRA	40	GUYOT Sarah	40.516	(2)	FA
					0.713		
3	6	SLO	105	PONOMARENKO JANIC Spela	40.797	(3)	FA
					0.994		
4	3	HUN	51	DOUCHEV-JANIC Natasa	40.962	(4)	FB
					1.159		
5	7	CHN	64	ZHOU Yu	41.017	(5)	FB
					1.214		
6	1	ARG	23	AMEGHINO Sabrina	41.934	(6)	X
					2.131		
7	2	AUT	246	SCHWARZ Viktoria	43.072	(7)	X
					3.269		
8	8	DEN	17	HANSEN Henriette	43.300	(8)	X
					3.497		

Progression System **1st/2nd + 2 B 3rd BT to FA, Rank by time - FB Next BT, Rest out**

Course Umpire:	ICF	WITHERDEN Alan	Chief Official:	ICF	GARNER Frank
Course Umpire:	ICF	TARABUSI Sante	Chief Judge:	ICF	KAHL Jens
Starter:	ICF	SHABLYKA Siarhei	Chief Judge:	ICF	LEHTINEN Risto

Weather Conditions

Air Temperature:	Water Temperature:	Humidity:	Wind:	
25.0°C	23.0°C	58%	3.0 m/s	

Legend:	°C	Degree Celsius	FA	Final A	FB	Final B	X	Eliminated
---------	----	----------------	----	---------	----	---------	---	------------



Results
Resultados / Résultats

Start Time: 11:14

Race 19


Olympic Best Time: **NZL** CARRINGTON Lisa London (GBR) 2012 Olympic Games **40.528**

Rank	Lane	NOC	Bib	Name	200m		
1	5	NZL	107	CARRINGTON Lisa	39.561	(1)	FA
					0.000		
2	3	ESP	96	PORTELA RIVAS Teresa	40.241	(2)	FA
					0.680		
3	2	KAZ	21	KLINOVA Inna	40.381	(3)	FA
					0.820		
4	4	SVK	73	KOHLOVA Martina	41.286	(4)	FB
					1.725		
5	6	CAN	116	LANGLOIS Andreean	41.350	(5)	FB
					1.789		
6	8	GER	91	WASSMUTH Conny	41.725	(6)	X
					2.164		
7	7	TUR	16	LIEPA Lasma	41.866	(7)	X
					2.305		
8	1	PLW	36	TORIBIONG Marina	48.306	(8)	X
					8.745		

Progression System **1st/2nd + 2 B 3rd BT to FA, Rank by time - FB Next BT, Rest out**

Course Umpire:	ICF	LETIENNE Michel	Chief Official:	ICF	GARNER Frank
Course Umpire:	ICF	HAVIAR Miroslav	Chief Judge:	ICF	KAHL Jens
Starter:	ICF	SHABLYKA Siarhei	Chief Judge:	ICF	LEHTINEN Risto

Weather Conditions

Air Temperature:	Water Temperature:	Humidity:	Wind:	
25.0°C	24.0°C	58%	3.0 m/s	

Legend:
°C Degree Celsius **FA** Final A **FB** Final B **X** Eliminated



Start List
Lista de largada / Liste de départ

Lane	Bib	Final B Race 26 9:40	Bib	Final A Race 27 9:47
1	110	CUB MENGANA Yusmari	21	KAZ KLINOVA Inna
2	100	GBR WALKER Jess	78	SWE STENSILS Linnea
3	1	RSA HARTLEY Bridgitte Ellen	40	FRA GUYOT Sarah
4	73	SVK KOHLOVA Martina	107	NZL CARRINGTON Lisa
5	51	HUN DOUCHEV-JANIC Natasa	5	POL WALCZYKIEWICZ Marta
6	64	CHN ZHOU Yu	29	AZE OSIPENKO-RODOMSKA Inna
7	116	CAN LANGLOIS Andreanne	96	ESP PORTELA RIVAS Teresa
8	80	POR LAIA Francisca	105	SLO PONOMARENKO JANIC Spela



Results

Resultados / Résultats


Start Time: 9:40
Race 26

Olympic Best Time:	NZZ CARRINGTON Lisa	London (GBR) 2012	Olympic Games	40.528
--------------------	---------------------	-------------------	---------------	---------------

Rank	Lane	NOC	Bib	Name	200m	
1	5	HUN	51	DOUCHEV-JANIC Natasa	41.673	(1)
					0.000	
2	4	SVK	73	KOHLVA Martina	41.787	(2)
					0.114	
3	6	CHN	64	ZHOU Yu	41.928	(3)
					0.255	
4	1	CUB	110	MENGANA Yusmari	42.036	(4)
					0.363	
5	3	RSA	1	HARTLEY Bridgitte Ellen	42.066	(5)
					0.393	
6	7	CAN	116	LANGLOIS Andreanne	42.099	(6)
					0.426	
7	2	GBR	100	WALKER Jess	42.205	(7)
					0.532	
8	8	POR	80	LAIA Francisca	42.695	(8)
					1.022	

Course Umpire:	ICF	WITHERDEN Alan	Chief Official:	ICF	GARNER Frank
Course Umpire:	ICF	TARABUSI Sante	Chief Judge:	ICF	KAHL Jens
Starter:	ICF	SHABLYKA Siarhei	Chief Judge:	ICF	LEHTINEN Risto

Weather Conditions

Air Temperature:	Water Temperature:	Humidity:	Wind:	
23.0°C	20.0°C	74%	2.0 m/s	

Legend:
 °C Degree Celsius



Results
Resultados / Résultats

Start Time: 9:47


Race 27

Olympic Best Time: **NZL** CARRINGTON Lisa London (GBR) 2012 Olympic Games **40.528**

Rank	Lane	NOC	Bib	Name	200m		
1	4	NZL	107	CARRINGTON Lisa	39.864	(1)	OB
					0.000		
2	5	POL	5	WALCZYKIEWICZ Marta	40.279	(2)	
					0.415		
3	6	AZE	29	OSIPENKO-RODOMSKA Inna	40.401	(3)	
					0.537		
4	8	SLO	105	PONOMARENKO JANIC Spela	40.769	(4)	
					0.905		
5	3	FRA	40	GUYOT Sarah	40.894	(5)	
					1.030		
6	7	ESP	96	PORTELA RIVAS Teresa	41.053	(6)	
					1.189		
7	2	SWE	78	STENSILS Linnea	41.293	(7)	
					1.429		
8	1	KAZ	21	KLINOVA Inna	41.521	(8)	
					1.657		

Course Umpire:	ICF	TOTH Gheorghe	Chief Official:	ICF	GARNER Frank
Course Umpire:	ICF	FURUYA Toshihiko	Chief Judge:	ICF	KAHL Jens
Starter:	ICF	SHABLYKA Siarhei	Chief Judge:	ICF	LEHTINEN Risto

Weather Conditions

Air Temperature:	Water Temperature:	Humidity:	Wind:	
23.0°C	20.0°C	74%	2.0 m/s	

Legend:	°C Degree Celsius	OB Olympic Best
----------------	-------------------	------------------------



Results Summary by Event

Resumo dos resultados por evento / Résumé des résultats par épreuve

Race	Date	Round	Rank								Progression System
			1	2	3	4	5	6	7	8	

Heats

6	15 AUG	1	NZL	POR	HUN	CHN	SRB	PLW	EGY	1st - 6th to SF, Rest out
			40.422	41.368	41.403	42.187	43.339	48.913	49.596	
7	15 AUG	2	POL	SLO	CAN	KAZ	GBR	DEN	SAM	
			40.263	40.387	40.956	41.030	41.123	42.455	43.652	
8	15 AUG	3	FRA	SWE	ESP	TUR	AUT	BRA	USA	
			40.317	40.828	40.844	41.760	42.847	44.239	44.668	
9	15 AUG	4	AZE	SVK	RSA	CUB	GER	ARG	UZB	
			40.702	41.231	41.698	41.701	41.972	42.417	42.525	

Semifinals

17	15 AUG	1	POL	SWE	RSA	GBR	POR	CUB	SRB	BRA	1st/2nd + 2 B 3rd BT to FA, Rank by time - FB Next BT, Rest out
			40.619	41.245	41.478	41.483	41.573	41.688	42.123	44.362	
18	15 AUG	2	AZE	FRA	SLO	HUN	CHN	ARG	AUT	DEN	
			39.803	40.516	40.797	40.962	41.017	41.934	43.072	43.300	
19	15 AUG	3	NZL	ESP	KAZ	SVK	CAN	GER	TUR	PLW	
			39.561	40.241	40.381	41.286	41.350	41.725	41.866	48.306	

Finals

26	16 AUG	B	HUN	SVK	CHN	CUB	RSA	CAN	GBR	POR
			41.673	41.787	41.928	42.036	42.066	42.099	42.205	42.695
27	16 AUG	A	NZL	POL	AZE	SLO	FRA	ESP	SWE	KAZ
			39.864	40.279	40.401	40.769	40.894	41.053	41.293	41.521

**Entry List by Event**

Lista de inscritos por evento / Liste des inscrits par épreuve

As of SAT 13 AUG 2016

Bib AUS 43 FLOOD Naomi	Bib AUT 245 SCHURING Yvonne	Bib AZE 29 OSIPENKO-RODOMSKA Inna	Bib BLR 6 LITVINCHUK Maryna
Bib BRA 61 VERGUTZ Ana Paula	Bib CAN 86 FOURNEL Emilie	Bib CHN 64 ZHOU Yu	Bib CUB 110 MENGANA Yusmari
Bib DEN 31 JORGENSEN Emma	Bib GBR 98 CAWTHORN Rachel	Bib GER 92 WEBER Franz	Bib HUN 54 KOZAK Danuta
Bib KAZ 19 ANANCHENKO Zoya	Bib NZL 107 CARRINGTON Lisa	Bib PLW 36 TORIBIONG Marina	Bib POL 4 WOJNAROWSKA Ewelina
Bib POR 82 PORTELA Teresa	Bib RSA 1 HARTLEY Bridgitte Ellen	Bib RUS 247 ANIUSHINA Elena	Bib SAM 119 CAIRNS Anne
Bib SLO 105 PONOMARENKO JANIC Spela	Bib SRB 68 RUZICIC BENEDEK Dalma	Bib SVK 73 KOHLOVA Martina	Bib SWE 76 JOHANSSON Karin
Bib TUN 49 BEN ISMAIL Afef	Bib TUR 16 LIEPA Lasma	Bib UKR 101 POVKH Mariya	Bib USA 35 HOGAN Maggie

Note:
List of NOCs by alphabetical order.


Start List

Lista de largada / Liste de départ

REVISED
 17 AUG 8:18

Lane	Bib	Heat 1 Race 37 9:58	Bib	Heat 2 Race 38 10:05	Bib	Heat 3 Race 39 10:12	Bib	Heat 4 Race 40 10:19
1								
2	31	DEN JORGENSEN Emma	36	PLW TORIBIONG Marina	119	SAM CAIRNS Anne	73	SVK KOHLOVA Martina
3	19	KAZ ANANCHENKO Zoya	92	GER WEBER Franziska	76	SWE JOHANSSON Karin	68	SRB RUZICIC BENEDEK Dalma
4	98	GBR CAWTHORN Rachel	6	BLR LITVINCHUK Maryna	105	SLO PONOMARENKO JANIC Spela	29	AZE OSIPENKO-RODOMSKA Inna
5	107	NZL CARRINGTON Lisa	54	HUN KOZAK Danuta	64	CHN ZHOU Yu	4	POL WOJNAROWSKA Ewelina
6	82	POR PORTELA Teresa	1	RSA HARTLEY Bridgitte Ellen	86	CAN FOURNEL Emilie		
7	110	CUB MENGANA Yusmari	61	BRA VERGUTZ Ana Paula	101	UKR POVKH Mariya	43	AUS FLOOD Naomi
8	49	TUN BEN ISMAIL Afef	16	TUR LIEPA Lasma	35	USA HOGAN Maggie	247	RUS ANIUSHINA Elena

Progression System: 1st - 5th + 6th BT to SF, Rest out

AUT withdrawn due to medical reason (Heat 4)



Results
Resultados / Résultats

Start Time: 9:57

Race 37

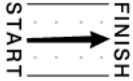
Olympic Best Time: **HUN** DOUCHEV-JANIC Natasa Athens (GRE) 2004 Olympic Games **1:47.741**

Rank	Lane	NOC	Bib	Name	250m	500m		
1	5	NZL	107	CARRINGTON Lisa	56.27 (2)	1:54.765 (1)	SF	
					0.55	58.490 (1)		
						0.000		
2	2	DEN	31	JORGENSEN Emma	55.72 (1)	1:55.660 (2)	SF	
					0.00	59.940 (4)		
						0.895		
3	6	POR	82	PORTELA Teresa	56.95 (3)	1:56.439 (3)	SF	
					1.23	59.480 (3)		
						1.674		
4	4	GBR	98	CAWTHORN Rachel	57.92 (5)	1:56.612 (4)	SF	
					2.20	58.690 (2)		
						1.847		
5	3	KAZ	19	ANANCHENKO Zoya	57.82 (4)	1:58.136 (5)	SF	
					2.10	1:00.310 (5)		
						3.371		
6	7	CUB	110	MENGANA Yusmari	58.01 (6)	2:02.162 (6)	X	
					2.29	1:04.150 (6)		
						7.397		
7	8	TUN	49	BEN ISMAIL Afef	1:01.60 (7)	2:08.170 (7)	X	
					5.88	1:06.570 (7)		
						13.405		

Progression System **1st - 5th + 6th BT to SF, Rest out**

Course Umpire:	ICF	LETIENNE Michel	Chief Official:	ICF	GARNER Frank
Course Umpire:	ICF	HAVIAR Miroslav	Chief Judge:	ICF	KAHL Jens
Starter:	ICF	MOIR Michael	Chief Judge:	ICF	LEHTINEN Risto

Weather Conditions

Air Temperature:	Water Temperature:	Humidity:	Wind:	
24.3°C	23.5°C	24%	1.8 m/s	

Legend:
°C Degree Celsius **SF** Qualified for Semifinals **X** Eliminated



Results
Resultados / Résultats

Start Time: 10:05

Race 38

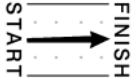
Olympic Best Time: **HUN** DOUCHEV-JANIC Natasa Athens (GRE) 2004 Olympic Games **1:47.741**

Rank	Lane	NOC	Bib	Name	250m	500m		
1	5	HUN	54	KOZAK Danuta	55.44 (1)	1:53.427 (1)	SF	
					0.00	57.980 (2)		
						0.000		
2	4	BLR	6	LITVINCHUK Maryna	56.54 (2)	1:53.966 (2)	SF	
					1.10	57.420 (1)		
						0.539		
3	6	RSA	1	HARTLEY Bridgitte Ellen	57.50 (4)	1:55.737 (3)	SF	
					2.06	58.230 (3)		
						2.310		
4	3	GER	92	WEBER Franziska	56.91 (3)	1:56.601 (4)	SF	
					1.47	59.690 (4)		
						3.174		
5	8	TUR	16	LIEPA Lasma	59.35 (6)	1:59.581 (5)	SF	
					3.91	1:00.230 (5)		
						6.154		
6	7	BRA	61	VERGUTZ Ana Paula	57.75 (5)	2:00.680 (6)	X	
					2.31	1:02.930 (6)		
						7.253		
7	2	PLW	36	TORIBIONG Marina	1:05.16 (7)	2:14.807 (7)	X	
					9.72	1:09.640 (7)		
						21.380		

Progression System **1st - 5th + 6th BT to SF, Rest out**

Course Umpire:	ICF	WITHERDEN Alan	Chief Official:	ICF	GARNER Frank
Course Umpire:	ICF	TARABUSI Sante	Chief Judge:	ICF	KAHL Jens
Starter:	ICF	MOIR Michael	Chief Judge:	ICF	LEHTINEN Risto

Weather Conditions

Air Temperature:	Water Temperature:	Humidity:	Wind:	
24.3°C	23.5°C	24%	1.8 m/s	

Legend:
°C Degree Celsius **SF** Qualified for Semifinals **X** Eliminated



Results
Resultados / Résultats

Start Time: 10:11

Race 39

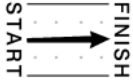
Olympic Best Time: **HUN** DOUCHEV-JANIC Natasa Athens (GRE) 2004 Olympic Games **1:47.741**

Rank	Lane	NOC	Bib	Name	250m	500m		
1	5	CHN	64	ZHOU Yu	56.39 (3)	1:53.043 (1)	SF	
					0.61	56.650 (1)		
						0.000		
2	6	CAN	86	FOURNEL Emilie	55.87 (2)	1:53.670 (2)	SF	
					0.09	57.800 (2)		
						0.627		
3	7	UKR	101	POVKH Mariya	55.78 (1)	1:54.247 (3)	SF	
					0.00	58.460 (4)		
						1.204		
4	3	SWE	76	JOHANSSON Karin	56.49 (4)	1:55.049 (4)	SF	
					0.71	58.550 (5)		
						2.006		
5	4	SLO	105	PONOMARENKO JANIC Spela	57.58 (5)	1:55.934 (5)	SF	
					1.80	58.350 (3)		
						2.891		
6	8	USA	35	HOGAN Maggie	58.23 (6)	1:58.970 (6)	X	
					2.45	1:00.740 (6)		
						5.927		
7	2	SAM	119	CAIRNS Anne	59.78 (7)	2:01.885 (7)	X	
					4.00	1:02.100 (7)		
						8.842		

Progression System **1st - 5th + 6th BT to SF, Rest out**

Course Umpire:	ICF	LETIENNE Michel	Chief Official:	ICF	GARNER Frank
Course Umpire:	ICF	HAVIAR Miroslav	Chief Judge:	ICF	KAHL Jens
Starter:	ICF	MOIR Michael	Chief Judge:	ICF	LEHTINEN Risto

Weather Conditions

Air Temperature:	Water Temperature:	Humidity:	Wind:	
24.3°C	23.5°C	24%	1.8 m/s	

Legend:

°C Degree Celsius **SF** Qualified for Semifinals **X** Eliminated



Results
Resultados / Résultats

Start Time: 10:18

Race 40

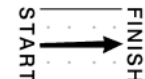
Olympic Best Time: **HUN** DOUCHEV-JANIC Natasa Athens (GRE) 2004 Olympic Games **1:47.741**

Rank	Lane	NOC	Bib	Name	250m	500m		
1	4	AZE	29	OSIPENKO-RODOMSKA Inna	52.89 (1) 0.00	1:51.750 (1) 58.860 (5) 0.000	SF	
2	5	POL	4	WOJNAROWSKA Ewelina	53.57 (2) 0.68	1:52.193 (2) 58.620 (4) 0.443	SF	
3	8	RUS	247	ANIUSHINA Elena	55.06 (4) 2.17	1:52.597 (3) 57.530 (1) 0.847	SF	
4	2	SVK	73	KOHLOVA Martina	53.88 (3) 0.99	1:53.167 (4) 59.280 (6) 1.417	SF	
5	3	SRB	68	RUZICIC BENEDEK Dalma	56.17 (6) 3.28	1:54.048 (5) 57.870 (2) 2.298	SF	
6	7	AUS	43	FLOOD Naomi	55.73 (5) 2.84	1:54.150 (6) 58.420 (3) 2.400	SF	

Progression System **1st - 5th + 6th BT to SF, Rest out**

Course Umpire:	ICF	TOTH Gheorghe	Chief Official:	ICF	GARNER Frank
Course Umpire:	ICF	FURUYA Toshihiko	Chief Judge:	ICF	KAHL Jens
Starter:	ICF	MOIR Michael	Chief Judge:	ICF	LEHTINEN Risto

Weather Conditions

Air Temperature:	Water Temperature:	Humidity:	Wind:	
24.3°C	23.5°C	24%	1.8 m/s	

Legend:
°C Degree Celsius **SF** Qualified for Semifinals


Start List

Lista de largada / Liste de départ

Lane	Bib	Semifinal 1 Race 47 11:17	Bib	Semifinal 2 Race 48 11:24	Bib	Semifinal 3 Race 49 11:31
1	68	SRB RUZICIC BENEDEK Dalma	43	AUS FLOOD Naomi	105	SLO PONOMARENKO JANIC Spela
2	19	KAZ ANANCHENKO Zoya	16	TUR LIEPA Lasma	98	GBR CAWTHORN Rachel
3	101	UKR POVKH Mariya	247	RUS ANIUSHINA Elena	1	RSA HARTLEY Bridgitte Ellen
4	4	POL WOJNAROWSKA Ewelina	64	CHN ZHOU Yu	86	CAN FOURNEL Emilie
5	107	NZL CARRINGTON Lisa	54	HUN KOZAK Danuta	29	AZE OSIPENKO-RODOMSKA Inna
6	6	BLR LITVINCHUK Maryna	31	DEN JORGENSEN Emma	82	POR PORTELA Teresa
7	76	SWE JOHANSSON Karin	73	SVK KOHLOVA Martina	92	GER WEBER Franziska
8						

Progression System: 1st - 2nd + 2 x 3rd BT to FA, Next BT x 8 to FB, Rest out


Results
 Resultados / Résultats

REVISED
 17 AUG 12:44

Start Time: 11:17
Race 47

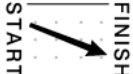
 Olympic Best Time: **HUN** DOUCHEV-JANIC Natasa Athens (GRE) 2004 Olympic Games **1:47.741**

Rank	Lane	NOC	Bib	Name	250m	500m		
1	6	BLR	6	LITVINCHUK Maryna	56.11 (1) 0.00	1:55.641 (1) 59.530 (2) 0.000	FA	
2	5	NZL	107	CARRINGTON Lisa	56.80 (2) 0.69	1:56.155 (2) 59.350 (1) 0.514	FA	
3	1	SRB	68	RUZICIC BENEDEK Dalma	57.65 (4) 1.54	1:57.294 (3) 59.640 (3) 1.653	FA	
4	7	SWE	76	JOHANSSON Karin	58.11 (5) 2.00	1:59.321 (4) 1:01.210 (4) 3.680	FB	
5	4	POL	4	WOJNAROWSKA Ewelina	57.08 (3) 0.97	1:59.458 (5) 1:02.370 (6) 3.817	FB	
6	3	UKR	101	POVKH Mariya	58.17 (6) 2.06	2:00.714 (6) 1:02.540 (7) 5.073	X	
7	2	KAZ	19	ANANCHENKO Zoya	59.47 (7) 3.36	2:01.660 (7) 1:02.190 (5) 6.019	X	

 Progression System **1st - 2nd + 2 x 3rd BT to FA, Next BT x 8 to FB, Rest out**

Course Umpire:	ICF	TOTH Gheorghe	Chief Official:	ICF	GARNER Frank
Course Umpire:	ICF	FURUYA Toshihiko	Chief Judge:	ICF	KAHL Jens
Starter:	ICF	MOIR Michael	Chief Judge:	ICF	LEHTINEN Risto

Weather Conditions

Air Temperature:	Water Temperature:	Humidity:	Wind:	
27.3°C	23.5°C	27%	0.4 m/s	

Legend:	°C	Degree Celsius	FA	Final A	FB	Final B	X	Eliminated
----------------	----	----------------	----	---------	----	---------	---	------------

Progression indicator corrected for SRB



Results
Resultados / Résultats

REVISED
17 AUG 12:45

Start Time: 11:24

Race 48


Olympic Best Time: **HUN** DOUCHEV-JANIC Natasa Athens (GRE) 2004 Olympic Games **1:47.741**

Rank	Lane	NOC	Bib	Name	250m	500m		
1	5	HUN	54	KOZAK Danuta	55.25 (1) 0.00	1:54.241 (1) 58.990 (2) 0.000	FA	
2	6	DEN	31	JORGENSEN Emma	56.23 (3) 0.98	1:55.193 (2) 58.960 (1) 0.952	FA	
3	4	CHN	64	ZHOU Yu	56.21 (2) 0.96	1:55.311 (3) 59.100 (3) 1.070	FA	
4	3	RUS	247	ANIUSHINA Elena	56.95 (4) 1.70	1:57.229 (4) 1:00.270 (4) 2.988	FB	
5	7	SVK	73	KOHLOVA Martina	57.24 (5) 1.99	1:57.801 (5) 1:00.560 (5) 3.560	FB	
6	1	AUS	43	FLOOD Naomi	59.31 (6) 4.06	2:01.910 (6) 1:02.600 (6) 7.669	X	
7	2	TUR	16	LIEPA Lasma	1:01.89 (7) 6.64	2:08.450 (7) 1:06.560 (7) 14.209	X	

Progression System **1st - 2nd + 2 x 3rd BT to FA, Next BT x 8 to FB, Rest out**

Course Umpire:	ICF	WITHERDEN Alan	Chief Official:	ICF	GARNER Frank
Course Umpire:	ICF	TARABUSI Sante	Chief Judge:	ICF	KAHL Jens
Starter:	ICF	MOIR Michael	Chief Judge:	ICF	LEHTINEN Risto

Weather Conditions

Air Temperature:	Water Temperature:	Humidity:	Wind:	
26.5°C	23.5°C	26%	1.8 m/s	

Legend:
°C Degree Celsius **FA** Final A **FB** Final B **X** Eliminated

Progression indicator corrected for RUS



Results
Resultados / Résultats

Start Time: 11:31

Race 49


Olympic Best Time: **HUN** DOUCHEV-JANIC Natasa Athens (GRE) 2004 Olympic Games **1:47.741**

Rank	Lane	NOC	Bib	Name	250m	500m		
1	7	GER	92	WEBER Franziska	57.08 (2)	1:56.515 (1)	59.430 (2)	FA
					1.51	0.000		
2	5	AZE	29	OSIPENKO-RODOMSKA Inna	55.57 (1)	1:57.627 (2)	1:02.050 (6)	FA
					0.00	1.112		
3	1	SLO	105	PONOMARENKO JANIC Spela	59.10 (7)	1:58.098 (3)	58.990 (1)	FB
					3.53	1.583		
4	6	POR	82	PORTELA Teresa	57.68 (4)	1:58.360 (4)	1:00.680 (5)	FB
					2.11	1.845		
5	3	RSA	1	HARTLEY Bridgitte Ellen	58.60 (6)	1:58.397 (5)	59.790 (3)	FB
					3.03	1.882		
6	2	GBR	98	CAWTHORN Rachel	57.86 (5)	1:58.410 (6)	1:00.550 (4)	FB
					2.29	1.895		
7	4	CAN	86	FOURNEL Emilie	57.20 (3)	1:59.638 (7)	1:02.430 (7)	X
					1.63	3.123		

Progression System **1st - 2nd + 2 x 3rd BT to FA, Next BT x 8 to FB, Rest out**

Course Umpire:	ICF	TOTH Gheorghe	Chief Official:	ICF	GARNER Frank
Course Umpire:	ICF	FURUYA Toshihiko	Chief Judge:	ICF	KAHL Jens
Starter:	ICF	MOIR Michael	Chief Judge:	ICF	LEHTINEN Risto

Weather Conditions

Air Temperature:	Water Temperature:	Humidity:	Wind:	
26.5°C	23.5°C	26%	1.8 m/s	

Legend:	°C Degree Celsius	FA Final A	FB Final B	X Eliminated
----------------	--------------------------	-------------------	-------------------	---------------------



Start List
Lista de largada / Liste de départ

REVISED
17 AUG 12:50

Lane	Bib	Final B Race 56 10:04	Bib	Final A Race 57 10:11
1	4	POL WOJNAROWSKA Ewelina	64	CHN ZHOU Yu
2	98	GBR CAWTHORN Rachel	107	NZL CARRINGTON Lisa
3	1	RSA HARTLEY Bridgitte Ellen	31	DEN JORGENSEN Emma
4	105	SLO PONOMARENKO JANIC Spela	92	GER WEBER Franziska
5	247	RUS ANIUSHINA Elena	6	BLR LITVINCHUK Maryna
6	73	SVK KOHLOVA Martina	54	HUN KOZAK Danuta
7	82	POR PORTELA Teresa	29	AZE OSIPENKO-RODOMSKA Inna
8	76	SWE JOHANSSON Karin	68	SRB RUZICIC BENEDEK Dalma

Corrected start lists due to correction of progression



Results
Resultados / Résultats

Start Time: 10:03


Race 56

Olympic Best Time: **HUN** DOUCHEV-JANIC Natasa Athens (GRE) 2004 Olympic Games **1:47.741**

Rank	Lane	NOC	Bib	Name	250m	500m	
1	5	RUS	247	ANIUSHINA Elena	56.50 (2)	1:57.202 (1)	
					0.23	1:00.700 (3)	
						0.000	
2	4	SLO	105	PONOMARENKO JANIC Spela	58.04 (7)	1:57.541 (2)	
					1.77	59.500 (1)	
						0.339	
3	7	POR	82	PORTELA Teresa	57.16 (4)	1:58.058 (3)	
					0.89	1:00.890 (4)	
						0.856	
4	1	POL	4	WOJNAROWSKA Ewelina	56.27 (1)	1:58.167 (4)	
					0.00	1:01.890 (7)	
						0.965	
5	6	SVK	73	KOHLOVA Martina	56.55 (3)	1:58.211 (5)	
					0.28	1:01.660 (6)	
						1.009	
6	8	SWE	76	JOHANSSON Karin	57.36 (5)	1:58.363 (6)	
					1.09	1:01.000 (5)	
						1.161	
7	2	GBR	98	CAWTHORN Rachel	57.87 (6)	1:58.470 (7)	
					1.60	1:00.600 (2)	
						1.268	
8	3	RSA	1	HARTLEY Bridgitte Ellen	59.05 (8)	2:01.890 (8)	
					2.78	1:02.840 (8)	
						4.688	

Course Umpire:	ICF	LETIENNE Michel	Chief Official:	ICF	GARNER Frank
Course Umpire:	ICF	HAVIAR Miroslav	Chief Judge:	ICF	KAHL Jens
Starter:	ICF	MOIR Michael	Chief Judge:	ICF	LEHTINEN Risto

Weather Conditions

Air Temperature:	Water Temperature:	Humidity:	Wind:	
24.1°C	20.0°C	23%	3.1 m/s	

Legend:
°C Degree Celsius



Results
Resultados / Résultats

Start Time: 10:11


Race 57

Olympic Best Time: **HUN** DOUCHEV-JANIC Natasa Athens (GRE) 2004 Olympic Games **1:47.741**

Rank	Lane	NOC	Bib	Name	250m	500m	
1	6	HUN	54	KOZAK Danuta	54.83 (1) 0.00	1:52.494 (1) 57.660 (1) 0.000	
2	3	DEN	31	JORGENSEN Emma	55.83 (5) 1.00	1:54.326 (2) 58.490 (3) 1.832	
3	2	NZL	107	CARRINGTON Lisa	56.29 (8) 1.46	1:54.372 (3) 58.080 (2) 1.878	
4	5	BLR	6	LITVINCHUK Maryna	54.89 (2) 0.06	1:54.474 (4) 59.580 (7) 1.980	
5	4	GER	92	WEBER Franziska	55.81 (4) 0.98	1:54.553 (5) 58.740 (4) 2.059	
6	1	CHN	64	ZHOU Yu	55.93 (6) 1.10	1:54.994 (6) 59.060 (6) 2.500	
7	8	SRB	68	RUZICIC BENEDEK Dalma	56.14 (7) 1.31	1:55.095 (7) 58.950 (5) 2.601	
8	7	AZE	29	OSIPENKO-RODOMSKA Inna	55.15 (3) 0.32	1:56.573 (8) 1:01.420 (8) 4.079	

Course Umpire:	ICF	WITHERDEN Alan	Chief Official:	ICF	GARNER Frank
Course Umpire:	ICF	TARABUSI Sante	Chief Judge:	ICF	KAHL Jens
Starter:	ICF	MOIR Michael	Chief Judge:	ICF	LEHTINEN Risto

Weather Conditions

Air Temperature:	Water Temperature:	Humidity:	Wind:	
24.1°C	20.0°C	24%	2.7 m/s	

Legend:
°C Degree Celsius



Results Summary by Event

Resumo dos resultados por evento / Résumé des résultats par épreuve

Race	Date	Round	Rank								Progression System
			1	2	3	4	5	6	7	8	

Heats

37	17 AUG	1	NZL	DEN	POR	GBR	KAZ	CUB	TUN	1st - 5th + 6th BT to SF, Rest out
			1:54.765	1:55.660	1:56.439	1:56.612	1:58.136	2:02.162	2:08.170	
38	17 AUG	2	HUN	BLR	RSA	GER	TUR	BRA	PLW	
			1:53.427	1:53.966	1:55.737	1:56.601	1:59.581	2:00.680	2:14.807	
39	17 AUG	3	CHN	CAN	UKR	SWE	SLO	USA	SAM	
			1:53.043	1:53.670	1:54.247	1:55.049	1:55.934	1:58.970	2:01.885	
40	17 AUG	4	AZE	POL	RUS	SVK	SRB	AUS		
			1:51.750	1:52.193	1:52.597	1:53.167	1:54.048	1:54.150		

Semifinals

47	17 AUG	1	BLR	NZL	SRB	SWE	POL	UKR	KAZ	1st - 2nd + 2 x 3rd BT to FA, Next BT x 8 to FB, Rest out
			1:55.641	1:56.155	1:57.294	1:59.321	1:59.458	2:00.714	2:01.660	
48	17 AUG	2	HUN	DEN	CHN	RUS	SVK	AUS	TUR	
			1:54.241	1:55.193	1:55.311	1:57.229	1:57.801	2:01.910	2:08.450	
49	17 AUG	3	GER	AZE	SLO	POR	RSA	GBR	CAN	
			1:56.515	1:57.627	1:58.098	1:58.360	1:58.397	1:58.410	1:59.638	

Finals

56	18 AUG	B	RUS	SLO	POR	POL	SVK	SWE	GBR	RSA
			1:57.202	1:57.541	1:58.058	1:58.167	1:58.211	1:58.363	1:58.470	2:01.890
57	18 AUG	A	HUN	DEN	NZL	BLR	GER	CHN	SRB	AZE
			1:52.494	1:54.326	1:54.372	1:54.474	1:54.553	1:54.994	1:55.095	1:56.573



Official Communication
Comunicado oficial / Communication officielle

AUT withdrawn due to medical reasons

Race 40
Item: 1

Summary:

AUT withdrawn due to medical reasons

Detail:

AUT (SCHURING Yvonne) withdrawn due to medical reasons.

Issued by: ICF Chief Official
Time: 08:08
Date: 17 AUG 2016

This decision affects:

RESULTS
SCHEDULE
OTHER

<input type="checkbox"/>
<input type="checkbox"/>
<input checked="" type="checkbox"/>

Note:
For more details contact "OC Competition Management"



Entry List by Event

Lista de inscritos por evento / Liste des inscrits par épreuve

As of SAT 13 AUG 2016

Bib AUS

198 BULL Alyssa
199 BURNETT Alyce

Bib CHN

203 REN Wenjun
204 MA Qing

Bib HUN

210 SZABO Gabriella
54 KOZAK Danuta

Bib SRB

215 MOLDOVAN Nikolina
216 STAROVIC Milica

Bib AUT

245 SCHURING Yvonne
244 LEHACI Ana-Roxana

Bib DEN

206 THOMSEN Amalie
205 VILLUMSEN Ida

Bib KAZ

211 SERGEYEVA Natalya
212 PODOINIKOVA Irina

Bib SWE

76 JOHANSSON Karin
217 PALDANIUS Sofia

Bib BLR

200 LIAPESHKA Nadzeya
6 LITVINCHUK Maryna

Bib GBR

207 BELCHER Lani
208 HANNAH Angela

Bib POL

213 NAJA Karolina
214 MIKOLAJCZYK Beata

Bib UKR

218 TODOROVA Anastasiia
219 HRYSHCHUN Inna

Bib CAN

201 ORTON Genevieve
202 FRASER Kc

Bib GER

92 WEBER Franzl
209 DIETZE Tina

Bib RUS

247 ANIUSHINA Elena
248 STEPANOVA Kira

Note:
List of NOCs by alphabetical order.


Start List

Lista de largada / Liste de départ

REVISED
 14 AUG 14:34

Lane	Bib	Heat 1 Race 4 9:24	Bib	Heat 2 Race 5 9:31
1		UKR 218 TODOROVA Anastasiia 219 HRYSHCHUN Inna		
2		AUS 198 BULL Alyssa 199 BURNETT Alyce		AUT 245 SCHURING Yvonne 244 LEHACI Ana-Roxana
3		GBR 207 BELCHER Lani 208 HANNAH Angela		DEN 206 THOMSEN Amalie 205 VILLUMSEN Ida
4		POL 213 NAJA Karolina 214 MIKOLAJCZYK Beata		GER 92 WEBER Franziska 209 DIETZE Tina
5		HUN 210 SZABO Gabriella 54 KOZAK Danuta		SRB 215 MOLDOVAN Nikolina 216 STAROVIC Milica
6		RUS 247 ANIUSHINA Elena 248 STEPANOVA Kira		CHN 203 REN Wenjun 204 MA Qing
7		BLR 200 LIAPESHKA Nadzeya 6 LITVINCHUK Maryna		KAZ 211 SERGEYEVA Natalya 212 PODOINIKOVA Irina
8		CAN 201 ORTON Genevieve 202 FRASER Kc		SWE 76 JOHANSSON Karin 217 PALDANIUS Sofia

 Progression System: **1st to FA, Rest to SF**



Results
Resultados / Résultats

Start Time: 9:24

Race 4


Olympic Best Time: **HUN** Kovacs / Douchev-Janic Athens (GRE) 2004 Olympic Games **1:38.101**

Rank	Lane	NOC	Bib	Name	250m	500m		
1	5	HUN	210	SZABO Gabriella	49.32	(1)	1:41.092	(1) FA
			54	KOZAK Danuta	0.00		51.770	(1)
2	4	POL	213	NAJA Karolina	49.36	(2)	1:41.766	(2) SF
			214	MIKOLAJCZYK Beata	0.04		52.400	(2)
3	1	UKR	218	TODOROVA Anastasiia	50.33	(3)	1:43.967	(3) SF
			219	HRYSHCHUN Inna	1.01		53.630	(3)
4	7	BLR	200	LIAPESHKA Nadzeya	50.57	(5)	1:44.835	(4) SF
			6	LITVINCHUK Maryna	1.25		54.260	(6)
5	6	RUS	247	ANIUSHINA Elena	51.68	(6)	1:45.906	(5) SF
			248	STEPANOVA Kira	2.36		54.220	(5)
6	8	CAN	201	ORTON Genevieve	52.06	(7)	1:46.148	(6) SF
			202	FRASER Kc	2.74		54.080	(4)
7	2	AUS	198	BULL Alyssa	50.47	(4)	1:46.933	(7) SF
			199	BURNETT Alyce	1.15		56.460	(7)
8	3	GBR	207	BELCHER Lani	54.15	(8)	1:53.948	(8) SF
			208	HANNAH Angela	4.83		59.790	(8)
							12.856	

Progression System **1st to FA, Rest to SF**

Course Umpire:	ICF	TOTH Gheorghe	Starter:	ICF	MOULE Peter
Course Umpire:	ICF	FURUYA Toshihiko	Chief Official:	ICF	GARNER Frank
Starter:	ICF	MOIR Michael	Chief Judge:	ICF	KAHL Jens

Weather Conditions

Air Temperature:	Water Temperature:	Humidity:	Wind:	
25.0°C	22.0°C	58%	3.0 m/s	

Legend:	°C Degree Celsius	FA Final A	SF Qualified for Semifinals
----------------	-------------------	-------------------	------------------------------------



Results
Resultados / Résultats

Start Time: 9:30

Race 5


Olympic Best Time: **HUN** Kovacs / Douchev-Janic Athens (GRE) 2004 Olympic Games **1:38.101**

Rank	Lane	NOC	Bib	Name	250m	500m		
1	4	GER	92	WEBER Franziska	48.48	1:42.184	(1)	FA
			209	DIETZE Tina	0.00	53.700	(1)	
						0.000		
2	6	CHN	203	REN Wenjun	50.76	1:44.491	(2)	SF
			204	MA Qing	2.28	53.730	(3)	
						2.307		
3	7	KAZ	211	SERGEYEVA Natalya	51.64	1:45.369	(6)	SF
			212	PODOINIKOVA Irina	3.16	53.720	(2)	
						3.185		
4	3	DEN	206	THOMSEN Amalie	51.13	1:46.246	(4)	SF
			205	VILLUMSEN Ida	2.65	55.110	(6)	
						4.062		
5	5	SRB	215	MOLDOVAN Nikolina	51.39	1:46.410	(5)	SF
			216	STAROVIC Milica	2.91	55.020	(5)	
						4.226		
6	2	AUT	245	SCHURING Yvonne	51.91	1:46.429	(7)	SF
			244	LEHACI Ana-Roxana	3.43	54.510	(4)	
						4.245		
7	8	SWE	76	JOHANSSON Karin	51.10	1:46.456	(3)	SF
			217	PALDANIUS Sofia	2.62	55.350	(7)	
						4.272		

Progression System **1st to FA, Rest to SF**

Course Umpire:	ICF	LETIENNE Michel	Starter:	ICF	MOULE Peter
Course Umpire:	ICF	HAVIAR Miroslav	Chief Official:	ICF	GARNER Frank
Starter:	ICF	MOIR Michael	Chief Judge:	ICF	KAHL Jens

Weather Conditions

Air Temperature:	Water Temperature:	Humidity:	Wind:	
25.0°C	22.0°C	58%	3.0 m/s	

Legend:
°C Degree Celsius **FA** Final A **SF** Qualified for Semifinals



Start List

Lista de largada / Liste de départ

Lane	Bib	Semifinal 1 Race 15 10:46	Bib	Semifinal 2 Race 16 10:53
1				GBR 207 BELCHER Lani 208 HANNAH Angela
2		AUT 245 SCHURING Yvonne 244 LEHACI Ana-Roxana		CAN 201 ORTON Genevieve 202 FRASER Kc
3		BLR 200 LIAPESHKA Nadzeya 6 LITVINCHUK Maryna		DEN 206 THOMSEN Amalie 205 VILLUMSEN Ida
4		CHN 203 REN Wenjun 204 MA Qing		POL 213 NAJA Karolina 214 MIKOLAJCZYK Beata
5		UKR 218 TODOROVA Anastasiia 219 HRYSHCHUN Inna		KAZ 211 SERGEYEVA Natalya 212 PODOINIKOVA Irina
6		SRB 215 MOLDOVAN Nikolina 216 STAROVIC Milica		RUS 247 ANIUSHINA Elena 248 STEPANOVA Kira
7		AUS 198 BULL Alyssa 199 BURNETT Alyce		SWE 76 JOHANSSON Karin 217 PALDANIUS Sofia
8				

Progression System: 1st - 3rd to FA, 4th - 7th to FB



Results
Resultados / Résultats

Start Time: 10:45

Race 15


Olympic Best Time: **HUN** Kovacs / Douchev-Janic Athens (GRE) 2004 Olympic Games **1:38.101**

Rank	Lane	NOC	Bib	Name	250m	500m		
1	3	BLR	200	LIAPESHKA Nadzeya	49.75	(1)	1:42.285	(1) FA
			6	LITVINCHUK Maryna			52.530	(1)
					0.00		0.000	
2	5	UKR	218	TODOROVA Anastasiia	50.13	(2)	1:43.363	(2) FA
			219	HRYSHCHUN Inna			53.230	(2)
					0.38		1.078	
3	7	AUS	198	BULL Alyssa	50.63	(3)	1:44.290	(3) FA
			199	BURNETT Alyce			53.660	(4)
					0.88		2.005	
4	2	AUT	245	SCHURING Yvonne	51.18	(6)	1:44.462	(4) FB
			244	LEHACI Ana-Roxana			53.280	(3)
					1.43		2.177	
5	4	CHN	203	REN Wenjun	51.03	(4)	1:44.780	(5) FB
			204	MA Qing			53.750	(5)
					1.28		2.495	
6	6	SRB	215	MOLDOVAN Nikolina	51.09	(5)	1:46.008	(6) FB
			216	STAROVIC Milica			54.910	(6)
					1.34		3.723	

Progression System **1st - 3rd to FA, 4th - 7th to FB**

Course Umpire:	ICF	WITHERDEN Alan	Chief Official:	ICF	GARNER Frank
Course Umpire:	ICF	TARABUSI Sante	Chief Judge:	ICF	KAHL Jens
Starter:	ICF	MOIR Michael	Chief Judge:	ICF	LEHTINEN Risto

Weather Conditions

Air Temperature:	Water Temperature:	Humidity:	Wind:	
25.0°C	23.0°C	58%	3.0 m/s	

Legend:	°C	Degree Celsius	FA	Final A	FB	Final B
----------------	----	----------------	-----------	---------	-----------	---------



Results
Resultados / Résultats

Start Time: 10:52

Race 16


Olympic Best Time: **HUN** Kovacs / Douchev-Janic Athens (GRE) 2004 Olympic Games **1:38.101**

Rank	Lane	NOC	Bib	Name	250m	500m		
1	4	POL	213	NAJA Karolina	49.81	1:41.684	(1)	FA
			214	MIKOLAJCZYK Beata		51.870	(1)	
					0.28	0.000		
2	6	RUS	247	ANIUSHINA Elena	49.53	1:42.439	(1)	FA
			248	STEPANOVA Kira		52.900	(3)	
					0.00	0.755		
3	5	KAZ	211	SERGEYEVA Natalya	51.64	1:43.577	(5)	FA
			212	PODOINIKOVA Irina		51.930	(2)	
					2.11	1.893		
4	7	SWE	76	JOHANSSON Karin	51.17	1:44.090	(4)	FB
			217	PALDANIUS Sofia		52.920	(4)	
					1.64	2.406		
5	2	CAN	201	ORTON Genevieve	50.80	1:45.351	(3)	FB
			202	FRASER Kc		54.550	(5)	
					1.27	3.667		
6	3	DEN	206	THOMSEN Amalie	51.66	1:47.476	(6)	FB
			205	VILLUMSEN Ida		55.810	(6)	
					2.13	5.792		
7	1	GBR	207	BELCHER Lani	52.10	1:49.285	(7)	FB
			208	HANNAH Angela		57.180	(7)	
					2.57	7.601		

Progression System **1st - 3rd to FA, 4th - 7th to FB**

Course Umpire:	ICF	TOTH Gheorghe	Chief Official:	ICF	GARNER Frank
Course Umpire:	ICF	FURUYA Toshihiko	Chief Judge:	ICF	KAHL Jens
Starter:	ICF	MOIR Michael	Chief Judge:	ICF	LEHTINEN Risto

Weather Conditions

Air Temperature:	Water Temperature:	Humidity:	Wind:	
25.0°C	23.0°C	58%	3.0 m/s	

Legend:	°C	Degree Celsius	FA	Final A	FB	Final B
----------------	----	----------------	-----------	---------	-----------	---------



Start List

Lista de largada / Liste de départ

Lane	Bib	Final B Race 24 9:16	Bib	Final A Race 25 9:23
1		GBR 207 BELCHER Lani 208 HANNAH Angela		AUS 198 BULL Alyssa 199 BURNETT Alyce
2		DEN 206 THOMSEN Amalie 205 VILLUMSEN Ida		RUS 247 ANIUSHINA Elena 248 STEPANOVA Kira
3		CHN 203 REN Wenjun 204 MA Qing		BLR 200 LIAPESHKA Nadzeya 6 LITVINCHUK Maryna
4		SWE 76 JOHANSSON Karin 217 PALDANIUS Sofia		GER 92 WEBER Franziska 209 DIETZE Tina
5		AUT 245 SCHURING Yvonne 244 LEHACI Ana-Roxana		HUN 210 SZABO Gabriella 54 KOZAK Danuta
6		CAN 201 ORTON Genevieve 202 FRASER Kc		POL 213 NAJA Karolina 214 MIKOLAJCZYK Beata
7		SRB 215 MOLDOVAN Nikolina 216 STAROVIC Milica		UKR 218 TODOROVA Anastasiia 219 HRYSHCHUN Inna
8				KAZ 211 SERGEYEVA Natalya 212 PODOINIKOVA Irina



Results
Resultados / Résultats

Start Time: 9:15


Race 24

Olympic Best Time: **HUN** Kovacs / Douchev-Janic Athens (GRE) 2004 Olympic Games **1:38.101**

Rank	Lane	NOC	Bib	Name	250m	500m	
1	4	SWE	76	JOHANSSON Karin	51.99	1:47.207	(1)
			217	PALDANIUS Sofia		55.210	(1)
					0.00	0.000	
2	7	SRB	215	MOLDOVAN Nikolina	52.07	1:48.146	(2)
			216	STAROVIC Milica		56.070	(3)
					0.08	0.939	
3	5	AUT	245	SCHURING Yvonne	52.96	1:48.834	(3)
			244	LEHACI Ana-Roxana		55.870	(2)
					0.97	1.627	
4	2	DEN	206	THOMSEN Amalie	52.62	1:48.846	(4)
			205	VILLUMSEN Ida		56.220	(4)
					0.63	1.639	
5	6	CAN	201	ORTON Genevieve	53.04	1:49.389	(5)
			202	FRASER Kc		56.340	(5)
					1.05	2.182	
6	3	CHN	203	REN Wenjun	54.16	1:51.582	(6)
			204	MA Qing		57.420	(6)
					2.17	4.375	
7	1	GBR	207	BELCHER Lani	55.65	1:54.193	(7)
			208	HANNAH Angela		58.540	(7)
					3.66	6.986	

Course Umpire:	ICF	TOTH Gheorghe	Chief Official:	ICF	GARNER Frank
Course Umpire:	ICF	FURUYA Toshihiko	Chief Judge:	ICF	KAHL Jens
Starter:	ICF	MOIR Michael	Chief Judge:	ICF	LEHTINEN Risto

Weather Conditions

Air Temperature:	Water Temperature:	Humidity:	Wind:	
23.0°C	20.0°C	74%	2.0 m/s	

Legend:
°C Degree Celsius



Results
Resultados / Résultats

Start Time: 9:23


Race 25

Olympic Best Time: **HUN** Kovacs / Douchev-Janic Athens (GRE) 2004 Olympic Games **1:38.101**

Rank	Lane	NOC	Bib	Name	250m	500m	
1	5	HUN	210	SZABO Gabriella	50.25	(1)	1:43.687 (1)
			54	KOZAK Danuta			53.430 (2)
					0.00		0.000
2	4	GER	92	WEBER Franziska	50.53	(2)	1:43.738 (2)
			209	DIETZE Tina			53.200 (1)
					0.28		0.051
3	6	POL	213	NAJA Karolina	50.58	(3)	1:45.207 (3)
			214	MIKOLAJCZYK Beata			54.620 (5)
					0.33		1.520
4	7	UKR	218	TODOROVA Anastasiia	52.14	(6)	1:45.868 (4)
			219	HRYSCHUN Inna			53.720 (3)
					1.89		2.181
5	2	RUS	247	ANIUSHINA Elena	52.07	(5)	1:46.319 (5)
			248	STEPANOVA Kira			54.240 (4)
					1.82		2.632
6	3	BLR	200	LIAPESHKA Nadzeya	51.56	(4)	1:46.967 (6)
			6	LITVINCHUK Maryna			55.400 (7)
					1.31		3.280
7	8	KAZ	211	SERGEYEVA Natalya	53.55	(7)	1:48.361 (7)
			212	PODOINIKOVA Irina			54.810 (6)
					3.30		4.674
8	1	AUS	198	BULL Alyssa	54.02	(8)	1:51.915 (8)
			199	BURNETT Alyce			57.890 (8)
					3.77		8.228

Course Umpire:	ICF	LETIENNE Michel	Chief Official:	ICF	GARNER Frank
Course Umpire:	ICF	HAVIAR Miroslav	Chief Judge:	ICF	KAHL Jens
Starter:	ICF	MOIR Michael	Chief Judge:	ICF	LEHTINEN Risto

Weather Conditions

Air Temperature:	Water Temperature:	Humidity:	Wind:	
23.0°C	20.0°C	74%	2.0 m/s	

Legend:
°C Degree Celsius



Results Summary by Event

Resumo dos resultados por evento / Résumé des résultats par épreuve

Race	Date	Round	Rank								Progression System
			1	2	3	4	5	6	7	8	

Heats

4	15 AUG	1	HUN	POL	UKR	BLR	RUS	CAN	AUS	GBR	1st to FA, Rest to SF
			1:41.092	1:41.766	1:43.967	1:44.835	1:45.906	1:46.148	1:46.933	1:53.948	
5	15 AUG	2	GER	CHN	KAZ	DEN	SRB	AUT	SWE		
			1:42.184	1:44.491	1:45.369	1:46.246	1:46.410	1:46.429	1:46.456		

Semifinals

15	15 AUG	1	BLR	UKR	AUS	AUT	CHN	SRB		1st - 3rd to FA, 4th - 7th to FB
			1:42.285	1:43.363	1:44.290	1:44.462	1:44.780	1:46.008		
16	15 AUG	2	POL	RUS	KAZ	SWE	CAN	DEN	GBR	
			1:41.684	1:42.439	1:43.577	1:44.090	1:45.351	1:47.476	1:49.285	

Finals

24	16 AUG	B	SWE	SRB	AUT	DEN	CAN	CHN	GBR	
			1:47.207	1:48.146	1:48.834	1:48.846	1:49.389	1:51.582	1:54.193	
25	16 AUG	A	HUN	GER	POL	UKR	RUS	BLR	KAZ	AUS
			1:43.687	1:43.738	1:45.207	1:45.868	1:46.319	1:46.967	1:48.361	1:51.915



Entry List by Event

Lista de inscritos por evento / Liste des inscrits par épreuve

As of SAT 13 AUG 2016

Bib ARG

220 GARRO Magdalena
23 AMEGHINO Sabrina
221 ROJAS Brenda
222 KERESZTESI Alexandra

Bib BLR

223 MAKHNEVA Marharyta
200 LIAPESHKA Nadzeya
224 KHUDZENKA Volha
6 LITVINCHUK Maryna

Bib CAN

116 LANGLOIS Andreeanne
86 FOURNEL Emilie
201 ORTON Genevieve
202 FRASER Kc

Bib CHN

203 REN Wenjun
204 MA Qing
225 LI Yue
226 LIU Haiping

Bib DEN

31 JORGENSEN Emma
206 THOMSEN Amalie
205 VILLUMSEN Ida
17 HANSEN Henriette

Bib FRA

227 HOSTENS Manon
228 LHOPE Amandine
229 JAMELOT Lea
230 TROEL Sarah

Bib GBR

100 WALKER Jess
98 CAWTHORN Rachel
231 SIMON Rebi
232 GURSKI Louisa

Bib GER

233 HERING Sabrina
92 WEBER Franz
234 KRIEGERSTEIN Steffi
209 DIETZE Tina

Bib HUN

210 SZABO Gabriella
54 KOZAK Danuta
235 CSIPES Tamara
236 FAZEKAS-ZUR Krisztina

Bib KAZ

21 KLINOVA Inna
212 PODOINIKOVA Irina
211 SERGEYEVA Natalya
19 ANANCHENKO Zoya

Bib NZL

237 LOVETT Jaimee
240 IMRIE Kayla
239 FISHER Aimee
238 RYAN Caitlin

Bib POL

5 WALCZYKIEWICZ Marta
241 DZIENISZEWSKA-KIERKLA Edyta
213 NAJA Karolina
214 MIKOLAJCZYK Beata

Bib SRB

215 MOLDOVAN Nikolina
216 STAROVIC Milica
68 RUZICIC BENEDEK Dalma
67 MOLDOVAN Olivera

Bib UKR

101 POVKH Mariya
242 AKHADOVA Svitlana
218 TODOROVA Anastasiia
219 HRYSHCHUN Inna

Note:
List of NOCs by alphabetical order.



Start List
Lista de largada / Liste de départ

REVISED
14 AUG 14:13

Lane	Bib	Heat 1 Race 63 9:37	Bib	Heat 2 Race 64 9:44
1				
2		KAZ 21 KLINOVA Inna 212 PODOINIKOVA Irina 211 SERGEYEVA Natalya 19 ANANCHENKO Zoya		CHN 203 REN Wenjun 204 MA Qing 225 LI Yue 226 LIU Haiping
3		FRA 227 HOSTENS Manon 228 LHOPE Amandine 229 JAMELOT Lea 230 TROEL Sarah		UKR 101 POVKH Mariya 242 AKHADOVA Svitlana 218 TODOROVA Anastasiia 219 HRYSHCHUN Inna
4		POL 5 WALCZYKIEWICZ Marta 241 DZIENISZEWSKA-KIERKLA Edyta 213 NAJA Karolina 214 MIKOLAJCZYK Beata		GER 233 HERING Sabrina 92 WEBER Franziska 234 KRIEGERSTEIN Steffi 209 DIETZE Tina
5		BLR 223 MAKHNEVA Marharyta 200 LIAPESHKA Nadzeya 224 KHUDZENKA Volha 6 LITVINCHUK Maryna		HUN 210 SZABO Gabriella 54 KOZAK Danuta 235 CSIPES Tamara 236 FAZEKAS-ZUR Krisztina
6		GBR 100 WALKER Jess 98 CAWTHORN Rachel 231 SIMON Rebii 232 GURSKI Louisa		SRB 215 MOLDOVAN Nikolina 216 STAROVIC Milica 68 RUZICIC BENEDEK Dalma 67 MOLDOVAN Olivera
7		NZL 237 LOVETT Jaimee 240 IMRIE Kayla 239 FISHER Aimee 238 RYAN Caitlin		DEN 31 JORGENSEN Emma 206 THOMSEN Amalie 205 VILLUMSEN Ida 17 HANSEN Henriette
8		ARG 220 GARRO Magdalena 221 ROJAS Brenda 23 AMEGHINO Sabrina 222 KERESZTESI Alexandra		CAN 116 LANGLOIS Andreeanne 86 FOURNEL Emilie 201 ORTON Genevieve 202 FRASER Kc

Progression System: **1st to FA, Rest to SF**

Seating order changed for team ARG



Results
Resultados / Résultats

Start Time: 9:36

Race 63

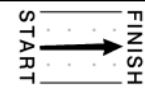
Olympic Best Time:	POL	Walczkiewicz / Konieczna / Naja / Mikolajczyk	London (GBR) 2012	Olympic Games	1:30.338
--------------------	------------	---	-------------------	---------------	-----------------

Rank	Lane	NOC	Bib	Name	250m	500m		
1	5	BLR	223	MAKHNEVA Marharyta	43.97	(1)	1:30.320	(1) FA
			200	LIAPESHKA Nadzeya			46.350	(1)
			224	KHUDZENKA Volha	0.00		0.000	
			6	LITVINCHUK Maryna				
2	4	POL	5	WALCZYKIEWICZ Marta	45.88	(3)	1:33.020	(2) SF
			241	DZIENISZEWSKA-KIERKLA Edyta			47.140	(2)
			213	NAJA Karolina	1.91		2.700	
			214	MIKOLAJCZYK Beata				
3	7	NZL	237	LOVETT Jaimee	44.33	(2)	1:33.782	(3) SF
			240	IMRIE Kayla			49.450	(4)
			239	FISHER Aimee	0.36		3.462	
			238	RYAN Caitlin				
4	2	KAZ	21	KLINOVA Inna	47.25	(6)	1:36.127	(4) SF
			212	PODOINIKOVA Irina			48.870	(3)
			211	SERGEYEVA Natalya	3.28		5.807	
			19	ANANCHENKO Zoya				
5	6	GBR	100	WALKER Jess	47.20	(5)	1:36.853	(5) SF
			98	CAWTHORN Rachel			49.650	(5)
			231	SIMON Rebii	3.23		6.533	
			232	GURSKI Louisa				
6	3	FRA	227	HOSTENS Manon	47.12	(4)	1:37.038	(6) SF
			228	LHOTE Amandine			49.910	(6)
			229	JAMELOT Lea	3.15		6.718	
			230	TROEL Sarah				
7	8	ARG	220	GARRO Magdalena	47.38	(7)	1:37.645	(7) SF
			221	ROJAS Brenda			50.260	(7)
			23	AMEGHINO Sabrina	3.41		7.325	
			222	KERESZTESI Alexandra				

Progression System **1st to FA, Rest to SF**

Course Umpire:	ICF	TOTH Gheorghe	Chief Official:	ICF	GARNER Frank
Course Umpire:	ICF	FURUYA Toshihiko	Chief Judge:	ICF	KAHL Jens
Starter:	ICF	MOIR Michael	Chief Judge:	ICF	LEHTINEN Risto

Weather Conditions

Air Temperature:	Water Temperature:	Humidity:	Wind:	
23.1°C	18.0°C	80%	4.9 m/s	

Legend:	°C Degree Celsius	FA Final A	SF Qualified for Semifinals
----------------	-------------------	-------------------	------------------------------------



Results
Resultados / Résultats

Start Time: 9:43

Race 64

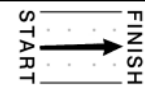
Olympic Best Time: **POL** Walczykiewicz / Konieczna / Naja / Mikolajczyk London (GBR) 2012 Olympic Games **1:30.338**

Rank	Lane	NOC	Bib	Name	250m	500m		
1	5	HUN	210	SZABO Gabriella	43.95	(1)	1:29.497	(1) FA
			54	KOZAK Danuta			45.540	(1)
			235	CSIPES Tamara	0.00		0.000	
			236	FAZEKAS-ZUR Krisztina				
2	3	UKR	101	POVKH Mariya	44.92	(3)	1:31.727	(2) SF
			242	AKHADOVA Svitlana			46.800	(2)
			218	TODOROVA Anastasiia	0.97		2.230	
			219	HRYSHCHUN Inna				
3	4	GER	233	HERING Sabrina	44.37	(2)	1:33.185	(3) SF
			92	WEBER Franziska			48.810	(4)
			234	KRIEGERSTEIN Steffi	0.42		3.688	
			209	DIETZE Tina				
4	8	CAN	116	LANGLOIS Andreean	45.60	(4)	1:34.269	(4) SF
			86	FOURNEL Emilie			48.660	(3)
			201	ORTON Genevieve	1.65		4.772	
			202	FRASER Kc				
5	7	DEN	31	JORGENSEN Emma	46.58	(5)	1:36.675	(5) SF
			206	THOMSEN Amalie			50.090	(5)
			205	VILLUMSEN Ida	2.63		7.178	
			17	HANSEN Henriette				
6	2	CHN	203	REN Wenjun	47.89	(6)	1:38.730	(6) SF
			204	MA Qing			50.840	(6)
			225	LI Yue	3.94		9.233	
			226	LIU Haiping				
7	6	SRB	215	MOLDOVAN Nikolina	48.39	(7)	1:39.316	(7) SF
			216	STAROVIC Milica			50.920	(7)
			68	RUZICIC BENEDEK Dalma	4.44		9.819	
			67	MOLDOVAN Olivera				

Progression System **1st to FA, Rest to SF**

Course Umpire:	ICF	LETIENNE Michel	Chief Official:	ICF	GARNER Frank
Course Umpire:	ICF	HAVIAR Miroslav	Chief Judge:	ICF	KAHL Jens
Starter:	ICF	MOIR Michael	Chief Judge:	ICF	LEHTINEN Risto

Weather Conditions

Air Temperature:	Water Temperature:	Humidity:	Wind:	
23.1°C	18.0°C	80%	4.9 m/s	

Legend:
°C Degree Celsius **FA** Final A **SF** Qualified for Semifinals


Start List

Lista de largada / Liste de départ

Lane	Bib	Semifinal 1 Race 71 10:37	Bib	Semifinal 2 Race 72 10:44
1				
2		CHN 203 REN Wenjun 204 MA Qing 225 LI Yue 226 LIU Haiping		FRA 227 HOSTENS Manon 228 LHOE Amandine 229 JAMELOT Lea 230 TROEL Sarah
3		KAZ 21 KLINOVA Inna 212 PODOINIKOVA Irina 211 SERGEYEVA Natalya 19 ANANCHENKO Zoya		CAN 116 LANGLOIS Andreeanne 86 FOURNEL Emilie 201 ORTON Genevieve 202 FRASER Kc
4		UKR 101 POVKH Mariya 242 AKHADOVA Svitlana 218 TODOROVA Anastasiia 219 HRYSHCHUN Inna		POL 5 WALCZYKIEWICZ Marta 241 DZIENISZEWSKA-KIERKLA Edyta 213 NAJA Karolina 214 MIKOLAJCZYK Beata
5		NZL 237 LOVETT Jaimee 240 IMRIE Kayla 239 FISHER Aimee 238 RYAN Caitlin		GER 233 HERING Sabrina 92 WEBER Franziska 234 KRIEGERSTEIN Steffi 209 DIETZE Tina
6		DEN 31 JORGENSEN Emma 206 THOMSEN Amalie 205 VILLUMSEN Ida 17 HANSEN Henriette		GBR 100 WALKER Jess 98 CAWTHORN Rachel 231 SIMON Rebii 232 GURSKI Louisa
7		ARG 220 GARRO Magdalena 221 ROJAS Brenda 23 AMEGHINO Sabrina 222 KERESZTESI Alexandra		SRB 215 MOLDOVAN Nikolina 216 STAROVIC Milica 68 RUZICIC BENEDEK Dalma 67 MOLDOVAN Olivera
8				

Progression System: 1st - 3rd to FA, 4th - 7th to FB



Results
Resultados / Résultats

Start Time: 10:36

Race 71


Olympic Best Time: **POL** Walczykiewicz / Konieczna / Naja / Mikolajczyk London (GBR) 2012 Olympic Games **1:30.338**

Rank	Lane	NOC	Bib	Name	250m	500m					
1	5	NZL	237	LOVETT Jaimee	46.44	(1)	1:34.778	(1)	FA		
			240	IMRIE Kayla						48.330	(3)
			239	FISHER Aimee						0.00	0.000
			238	RYAN Caitlin							
2	4	UKR	101	POVKH Mariya	47.28	(3)	1:35.512	(2)	FA		
			242	AKHADOVA Svitlana						48.230	(2)
			218	TODOROVA Anastasiia						0.84	0.734
			219	HRYSHCHUN Inna							
3	6	DEN	31	JORGENSEN Emma	47.00	(2)	1:36.302	(3)	FA		
			206	THOMSEN Amalie						49.300	(5)
			205	VILLUMSEN Ida						0.56	1.524
			17	HANSEN Henriette							
4	2	CHN	203	REN Wenjun	48.07	(4)	1:37.055	(4)	FB		
			204	MA Qing						48.980	(4)
			225	LI Yue						1.63	2.277
			226	LIU Haiping							
5	3	KAZ	21	KLINOVA Inna	49.60	(6)	1:37.423	(5)	FB		
			212	PODOINIKOVA Irina						47.820	(1)
			211	SERGEYEVA Natalya						3.16	2.645
			19	ANANCHENKO Zoya							
6	7	ARG	220	GARRO Magdalena	48.32	(5)	1:38.579	(6)	FB		
			221	ROJAS Brenda						50.250	(6)
			23	AMEGHINO Sabrina						1.88	3.801
			222	KERESZTESI Alexandra							

Progression System **1st - 3rd to FA, 4th - 7th to FB**

Course Umpire:	ICF	WITHERDEN Alan	Chief Official:	ICF	GARNER Frank
Course Umpire:	ICF	TARABUSI Sante	Chief Judge:	ICF	KAHL Jens
Starter:	ICF	MOIR Michael	Chief Judge:	ICF	LEHTINEN Risto

Weather Conditions

Air Temperature:	Water Temperature:	Humidity:	Wind:	
23.9°C	18.0°C	80%	4.9 m/s	

Legend:	°C	Degree Celsius	FA	Final A	FB	Final B
----------------	----	----------------	-----------	---------	-----------	---------



Results
Resultados / Résultats

Start Time: 10:44

Race 72


Olympic Best Time: **POL** Walczykiewicz / Konieczna / Naja / Mikolajczyk London (GBR) 2012 Olympic Games **1:30.338**

Rank	Lane	NOC	Bib	Name	250m	500m		
1	5	GER	233	HERING Sabrina	46.49 (1)	1:34.710 (1)	FA	
			92	WEBER Franziska				48.220 (2)
			234	KRIEGERSTEIN Steffi				0.00
			209	DIETZE Tina				0.000
2	3	CAN	116	LANGLOIS Andreeanne	47.05 (2)	1:36.254 (=2)	FA	
			86	FOURNEL Emilie				49.200 (6)
			201	ORTON Genevieve				0.56
			202	FRASER Kc				1.544
2	6	GBR	100	WALKER Jess	48.57 (4)	1:36.254 (=2)	FA	
			98	CAWTHORN Rachel				47.680 (1)
			231	SIMON Rebii				2.08
			232	GURSKI Louisa				1.544
4	4	POL	5	WALCZYKIEWICZ Marta	48.04 (3)	1:36.532 (4)	FB	
			241	DZIENISZEWSKA-KIERKLA Edyta				48.490 (3)
			213	NAJA Karolina				1.55
			214	MIKOLAJCZYK Beata				1.822
5	7	SRB	215	MOLDOVAN Nikolina	49.70 (5)	1:38.398 (5)	FB	
			216	STAROVIC Milica				48.690 (4)
			68	RUZICIC BENEDEK Dalma				3.21
			67	MOLDOVAN Olivera				3.688
6	2	FRA	227	HOSTENS Manon	49.87 (6)	1:39.069 (6)	FB	
			228	LHOTE Amandine				49.190 (5)
			229	JAMELOT Lea				3.38
			230	TROEL Sarah				4.359

Progression System **1st - 3rd to FA, 4th - 7th to FB**

Course Umpire:	ICF	TOTH Gheorghe	Chief Official:	ICF	GARNER Frank
Course Umpire:	ICF	FURUYA Toshihiko	Chief Judge:	ICF	KAHL Jens
Starter:	ICF	MOIR Michael	Chief Judge:	ICF	LEHTINEN Risto

Weather Conditions

Air Temperature:	Water Temperature:	Humidity:	Wind:	
23.9°C	18.0°C	80%	4.9 m/s	

Legend:	FA Final A	FB Final B
°C	Degree Celsius	
=	Equal sign indicates that two or more athletes share the same secondary rank	


Start List

Lista de largada / Liste de départ

Lane	Bib	Final B Race 79 9:40	Bib	Final A Race 80 9:47
1				DEN 31 JORGENSEN Emma 206 THOMSEN Amalie 205 VILLUMSEN Ida 17 HANSEN Henriette
2		FRA 227 HOSTENS Manon 228 LHOTE Amandine 229 JAMELOT Lea 230 TROEL Sarah		CAN 116 LANGLOIS Andreeanne 86 FOURNEL Emilie 201 ORTON Genevieve 202 FRASER Kc
3		KAZ 21 KLINOVA Inna 212 PODOINIKOVA Irina 211 SERGEYEVA Natalya 19 ANANCHENKO Zoya		NZL 237 LOVETT Jaimee 240 IMRIE Kayla 239 FISHER Aimee 238 RYAN Caitlin
4		POL 5 WALCZYKIEWICZ Marta 241 DZIENISZEWSKA-KIERKLA Edyta 213 NAJA Karolina 214 MIKOLAJCZYK Beata		HUN 210 SZABO Gabriella 54 KOZAK Danuta 235 CSIPES Tamara 236 FAZEKAS-ZUR Krisztina
5		CHN 203 REN Wenjun 204 MA Qing 225 LI Yue 226 LIU Haiping		BLR 223 MAKHNEVA Marharyta 200 LIAPESHKA Nadzeya 224 KHUDZENKA Volha 6 LITVINCHUK Maryna
6		SRB 215 MOLDOVAN Nikolina 216 STAROVIC Milica 68 RUZICIC BENEDEK Dalma 67 MOLDOVAN Olivera		GER 233 HERING Sabrina 92 WEBER Franziska 234 KRIEGERSTEIN Steffi 209 DIETZE Tina
7		ARG 220 GARRO Magdalena 221 ROJAS Brenda 23 AMEGHINO Sabrina 222 KERESZTESI Alexandra		UKR 101 POVKH Mariya 242 AKHADOVA Svitlana 218 TODOROVA Anastasiia 219 HRYSHCHUN Inna
8				GBR 100 WALKER Jess 98 CAWTHORN Rachel 231 SIMON Rebi 232 GURSKI Louisa

ICF decided lane allocation by coin task for CAN and GBR



Results
Resultados / Résultats

Start Time: 9:41

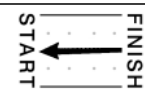
Race 79

Olympic Best Time:	POL	Walczkiewicz / Konieczna / Naja / Mikolajczyk	London (GBR) 2012	Olympic Games	1:30.338
--------------------	------------	---	-------------------	---------------	-----------------

Rank	Lane	NOC	Bib	Name	250m	500m	
1	4	POL	5	WALCZYKIEWICZ Marta	48.04	(1)	1:37.658 (1)
			241	DZIENISZEWSKA-KIERKLA Edyta			49.610 (2)
			213	NAJA Karolina	0.00		0.000
			214	MIKOLAJCZYK Beata			
2	3	KAZ	21	KLINOVA Inna	50.28	(5)	1:39.419 (2)
			212	PODOINIKOVA Irina			49.130 (1)
			211	SERGEYEVA Natalya	2.24		1.761
			19	ANANCHENKO Zoya			
3	5	CHN	203	REN Wenjun	49.70	(3)	1:40.071 (3)
			204	MA Qing			50.370 (3)
			225	LI Yue	1.66		2.413
			226	LIU Haiping			
4	2	FRA	227	HOSTENS Manon	48.31	(2)	1:41.069 (4)
			228	LHOTE Amandine			52.750 (6)
			229	JAMELOT Lea	0.27		3.411
			230	TROEL Sarah			
5	7	ARG	220	GARRO Magdalena	50.02	(4)	1:41.394 (5)
			221	ROJAS Brenda			51.370 (4)
			23	AMEGHINO Sabrina	1.98		3.736
			222	KERESZTESI Alexandra			
6	6	SRB	215	MOLDOVAN Nikolina	51.41	(6)	1:42.818 (6)
			216	STAROVIC Milica			51.400 (5)
			68	RUZICIC BENEDEK Dalma	3.37		5.160
			67	MOLDOVAN Olivera			

Course Umpire:	ICF	LETIENNE Michel	Chief Official:	ICF	GARNER Frank
Course Umpire:	ICF	HAVIAR Miroslav	Chief Judge:	ICF	KAHL Jens
Starter:	ICF	MOIR Michael	Chief Judge:	ICF	LEHTINEN Risto

Weather Conditions

Air Temperature:	Water Temperature:	Humidity:	Wind:	
24.1°C	18.0°C	75%	9.7 m/s	

Legend:
°C Degree Celsius



Results
Resultados / Résultats

Start Time: 9:47

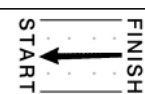
Race 80

Olympic Best Time:	POL	Walczykiewicz / Konieczna / Naja / Mikolajczyk	London (GBR) 2012	Olympic Games	1:30.338
--------------------	------------	--	-------------------	---------------	-----------------

Rank	Lane	NOC	Bib	Name	250m	500m	
1	4	HUN	210	SZABO Gabriella	0.00	1:31.482	(1)
			54	KOZAK Danuta			
			235	CSIPES Tamara			
			236	FAZEKAS-ZUR Krisztina			
2	6	GER	233	HERING Sabrina	0.00	1:32.383	(2)
			92	WEBER Franziska			
			234	KRIEGERSTEIN Steffi			
			209	DIETZE Tina			
3	5	BLR	223	MAKHNEVA Marharyta	0.00	1:33.908	(3)
			200	LIAPESHKA Nadzeya			
			224	KHUDZENKA Volha			
			6	LITVINCHUK Maryna			
4	7	UKR	101	POVKH Mariya	0.00	1:34.214	(4)
			242	AKHADOVA Svitlana			
			218	TODOROVA Anastasiia			
			219	HRYSHCHUN Inna			
5	3	NZL	237	LOVETT Jaimee	0.00	1:35.198	(5)
			240	IMRIE Kayla			
			239	FISHER Aimee			
			238	RYAN Caitlin			
6	1	DEN	31	JORGENSEN Emma	0.00	1:36.057	(6)
			206	THOMSEN Amalie			
			205	VILLUMSEN Ida			
			17	HANSEN Henriette			
7	8	GBR	100	WALKER Jess	0.00	1:37.043	(7)
			98	CAWTHORN Rachel			
			231	SIMON Rebii			
			232	GURSKI Louisa			
8	2	CAN	116	LANGLOIS Andreeanne	0.00	1:37.733	(8)
			86	FOURNEL Emilie			
			201	ORTON Genevieve			
			202	FRASER Kc			

Course Umpire:	ICF	TOTH Gheorghe	Chief Official:	ICF	GARNER Frank
Course Umpire:	ICF	FURUYA Toshihiko	Chief Judge:	ICF	KAHL Jens
Starter:	ICF	MOIR Michael	Chief Judge:	ICF	LEHTINEN Risto

Weather Conditions

Air Temperature:	Water Temperature:	Humidity:	Wind:	
24.1°C	18.0°C	75%	1.8 m/s	

Legend:
°C Degree Celsius



Results Summary by Event

Resumo dos resultados por evento / Résumé des résultats par épreuve

Race	Date	Round	Rank								Progression System
			1	2	3	4	5	6	7	8	
Heats											
63	19 AUG	1	BLR	POL	NZL	KAZ	GBR	FRA	ARG	1st to FA, Rest to SF	
			1:30.320	1:33.020	1:33.782	1:36.127	1:36.853	1:37.038	1:37.645		
64	19 AUG	2	HUN	UKR	GER	CAN	DEN	CHN	SRB		
			1:29.497	1:31.727	1:33.185	1:34.269	1:36.675	1:38.730	1:39.316		
Semifinals											
71	19 AUG	1	NZL	UKR	DEN	CHN	KAZ	ARG	1st - 3rd to FA, 4th - 7th to FB		
			1:34.778	1:35.512	1:36.302	1:37.055	1:37.423	1:38.579			
72	19 AUG	2	GER	CAN		POL	SRB	FRA			
			1:34.710	1:36.254		1:36.532	1:38.398	1:39.069			
Finals											
79	20 AUG	B	POL	KAZ	CHN	FRA	ARG	SRB			
			1:37.658	1:39.419	1:40.071	1:41.069	1:41.394	1:42.818			
80	20 AUG	A	HUN	GER	BLR	UKR	NZL	DEN	GBR	CAN	
			1:31.482	1:32.383	1:33.908	1:34.214	1:35.198	1:36.057	1:37.043	1:37.733	



Official Communication
Comunicado oficial / Communication officielle

Revision of progression

Item: 2

Revision of progression

Summary:

Due to inaccurate interpretation, progression was revised.

Detail:

In MC1 200m (race 52 and 53) and WK1 500m (race 56 and 57) the progression was interpreted inaccurately. The progression has been revised and correct information distributed.

Issued by: ICF Chief Official
Time: 13:25
Date: 17 AUG 2016

This decision affects:

RESULTS
SCHEDULE
OTHER

<input type="checkbox"/>
<input type="checkbox"/>
<input checked="" type="checkbox"/>

Note:
For more details contact "OC Competition Management"

This results book has been created after the Canoe Sprint competition and will not be updated after the Rio 2016 Olympic Games.

This material shall not be duplicated by any means, except with prior and express consent (in writing) from the Rio 2016 Organising Committee for the Olympic and Paralympic Games. Authorisations for copy should be submitted by email to brandprotection@rio2016.com

Rio 2016 Organising Committee
for the Olympic and Paralympic Games

rio2016.com