

2026 ICF Canoe Slalom World Cup Augsburg, Germany

Competition Guide

Contents

1. Introduction	1
2. Competition officials	1
3. Canoe Slalom Rules and Rules Appendices	1
4. Official communication channels	2
a. ICF Canoe Slalom events communication channels	2
b. !! 2026 ICF CSL World Cup 3 Augsburg - Official communication channel	2
5. Pre-race requirements (checklist)	2
a. Anti-doping education program	2
b. Entry list checking	3
c. Official training sessions requests	3
d. Guidelines for advertising on equipment	3
i. Generic guidelines	3
ii. !! Specific guidelines for the 2026 ICF CSL World Cup 3 Augsburg	3
e. Athlete's headshot	3
f. Technical Video Service	4
6. Venue information	4
a. !! Course information	4
b. !! Venue layout	4
c. !! NF areas	5
d. !! Green box studio	5
e. !! Equipment control	5
f. !! Doping control	6
g. !! Enquiry/Protest desk & TVS Emergency download desk	6
h. !! Medal ceremonies	6
7. Competition information	6
a. !! Official training schedule	6
b. !! Competition schedule	7

c.	Demonstration runs	7
i.	!! Demonstrators / Forerunners	7
ii.	!! CSL Course construction – Friday 12th June	7
d.	!! Course map distribution	7
e.	Course approval	8
i.	Generic rules	8
ii.	!! 2026 ICF Canoe Slalom World Cup Augsburg course approval information	8
f.	!! Bib distribution	8
8.	Canoe & Kayak events	8
a.	!! Pre-start procedure	8
b.	Start	9
i.	Generic rules	9
ii.	!! Specific rules	9
c.	Finish	9
i.	Generic rules	9
ii.	!! Specific rules	10
9.	Kayak Cross events	10
a.	Pre-start procedure	10
i.	Generic rules	10
ii.	!! Specific rules	10
b.	Start procedure	10
i.	Generic rules	10
ii.	!! Specific rules	11
➤	!! Kayak Cross Individual	11
➤	!! Elimination phases	11
c.	Finish	11
i.	Generic rules	11
ii.	!! Specific rules	11
d.	Rules reminder	11
10.	ICF topics	12
a.	2026 ICF CSL World Cup 3 Augsburg – ITOs Kayak Cross briefing	12
b.	2026 ICF Junior & U23 World Championships Krakow	12
c.	2026 ICF CSL World Championships Oklahoma	12
e.	Injury & illness report	13
i.	ICF policy and statement	13

ii.	The policy will be applied during ICF competitions.....	14
iii.	ICF PHAS officer during this competition.....	14
iv.	Reference and tools.....	14
g.	Athletes' Survey	14
11.	Appendices.....	15
a.	!! Appendix 1 - Venue Map.....	1
b.	!! Appendix 2 – Demonstrators / Forerunners	1
i.	Canoe and Kayak events	1
➤	Demonstration	1
➤	Forerunners	1
ii.	Kayak Cross events	1
➤	Kayak Cross Individual – Forerunners.....	1
➤	Rehearsal (2 races) - Saturday	1
➤	Kayak Cross– Forerunners	1
c.	!! Appendix 3 – Bib design allocation	2
i.	Forerunners	2
ii.	CSL Individual events	2
iii.	Kayak Cross Individual.....	2
iv.	Kayak Cross elimination phase	3

1. Introduction

The ICF is delighted to welcome you for this 2026 Canoe Slalom World Cups season.

In this Competition Guide, you will be able to find generic information that apply for the whole season. In addition, as soon as the World Cup organizer and ICF have settled all the details regarding this specific competition, an updated Competition Guide will be sent with all the generic and specific information.

If you have any questions, ICF topics or specific to the event, please contact the person in charge, referred in the following tab:

Role	Name	Contact details
CSL Committee Chair	Richard Fox	richard.fox@canoeicf.sport
CSL Committee members Event managers	Sue Natoli	sue.natoli@canoeicf.sport
	Alena Maskova	alena.maskova@canoeicf.sport
ICF staff - Technical manager	Manon Bocquet	manon.bocquet@canoeicf.sport
Competition Manager	Fabian Dörfler	f.doerfler@eiskanal-augsburg.de
Sport Info Office Manager	Andrea Ehrenberg	a.ehrenberg@eiskanal-augsburg.de

2. Competition officials

Role	Name
Jury Chair	Frank TROMPETER (GER)
Jury Member	Dmytro PROKOPENKO (UKR)
Jury Member	Daniele MOLMENTI (ITA)
Competition Manager	Fabian DOERFLER (HOC)
Chief Official	Alena MASKOVA (ICF)
Chief Judge	Sue NATOLI (ICF)
Technical Organiser	Thomas SCHMIDT (HOC)
Course designer nominated by the ICF	Kristina PETROVIC (ICF)
Course designer nominated by the ICF	Mira FABER (HOC)

3. Canoe Slalom Rules and Rules Appendices

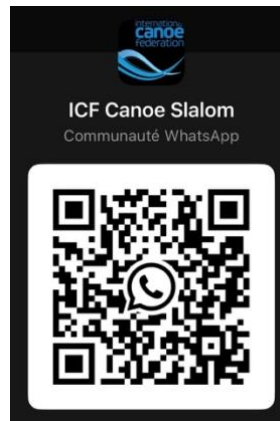
This competition will be run under the [ICF Canoe Slalom Rules](#) and [Appendices](#) and according to the specific information listed in this Competition Guide.

Any decision which could be voted during the Team Leader Meeting will be updated in the Competition Guide before the start of the competition.

4. Official communication channels

a. ICF Canoe Slalom events communication channels

ICF Canoe Slalom - WhatsApp group: [official link](#)



b. **!!** 2026 ICF CSL World Cup 3 Augsburg - Official communication channel



5. Pre-race requirements (checklist)

a. Anti-doping education program

All athletes, coaches, and support personnel must have completed the relevant anti-doping online course on the WADA Anti-Doping Education Learning platform (ADEL) corresponding to their role. The certificates showing completion should be sent by each National Federation to sue.natoli@canoeicf.sport. Previous certificates are still valid for this season. There is no need to repeat the program unless the person's role changes (e.g. athlete becoming coach).

Accreditations will not be issued until the certificates are marked off.

More information on [ICF website](#)

[Link](#) to access ADEL program.

b. Entry list checking

Once the team leader arrives on the competition site, they must go to the accreditation office to check:

- the entry list per nation and notify any modifications
- the national anthem
- the national flag

c. Official training sessions requests

If any NF has a specific request concerning the official training sessions for a competition, these ones must be sent by email to the ICF Technical manager: [Manon Bocquet](#) before the numerical entries' deadline (45 days minimum prior to the event). No requests will be considered after that deadline.

The ICF team will try to answer at their best to those requests when building the official training schedule. Do not consider that a request sent is officially stated.

d. Guidelines for advertising on equipment

i. Generic guidelines

For canoe slalom boats, ICF Nation and athlete's name stickers are mandatory. Further information can be found in the [ICF guidelines for advertising trademark identification on equipment](#) document.

For Kayak Cross boats, only the Nation Sticker will be required. It has to be placed freely in a suitable place in front of the cockpit. The actual location may vary depending on the model of the boat. The Nation sticker is the same dimensions as for the Canoe Slalom boats.

ii. !! Specific guidelines for the 2026 ICF CSL World Cup 3 Augsburg

No specific guidelines.

e. Athlete's headshot

The ICF TV will shoot a video (8s without sound) of athletes for sport presentation. Athletes, who have not yet had a video taken in the first World Cup, should attend this short shooting session (maximum 2 minutes) in their team uniform (medal ceremony uniform).

Any other athletes are welcome to update their video if they wish when the studio is open and not too busy.

For each event of the season, a specific planning will be shared and organized over the official training schedule.

f. Technical Video Service

A TVS feed download solution will be available for all events and demonstration runs.

ICF TVS manager: **Hans Peter WEISS**

a) !! Cloud solution

The TVS cloud solution is now the only way to access the TVS files. Each NF must register on the [2026 Canoe Slalom TVS management form](#) to indicate which person from the team will get access to the Dropbox folder for downloading the videos (one person per nation). Teams who do not register through that form could not receive the link and they will not be able to access the TVS feed.

- To connect to the Dropbox folder, simply click on the link receive by email.
- NF TVS manager can visualize directly the videos on the Dropbox website. All the files of a run (full run and gate line cameras) are available between 60 and 90 sec after the athlete cross the finish line.
- To download the files locally on your computer, or to visualize the files online no Dropbox subscription is needed. The payment is necessary only if you want to store more than 2Gb of files on a Dropbox account.

As mentioned at the beginning of the season, no dedicated internet connection will be provided by the HOC. If the NF wants to secure a fast internet access locally, they have to manage their own internet access solution (4g/5G Sim card, Starlink...).

b) !! Backup solution

In case of issues using the TVS cloud solution, a backup option is available at the enquiry desk. There, the TVS managers under the supervision of the ICF TVS manager, will be able to plug their own device via a RJ45 wire and download the files needed. Keep in mind that this backup solution is limited. Access will be granted for a short period of time and the priority will be given to NF having athletes accessing to the next competition phase on that day.

For any question or assistance regarding TVS, please contact: tvsl@canoeicf.com.

6. Venue information

a. !! Course information

Name of the course	Eiskanal Augsburg
Competition course length	280 m
Competition course drop	4 m
Competition course flow	10 m ³ /s
Water regulation on course	dam controlled

b. !! Venue layout

A venue map is attached in Appendix 1.

c. **!! NF areas**

- Opening hours: 24/7
- Parking passes will be handed with accreditations at Sport Info office
- Extra tents are allowed if they are reasonably sized

Power distribution

Be aware that the power in each NF area is limited.

- Please make sure that your electrical equipment is reliable and do not create any shortcuts or overload on the main network during the competition.

Wireless routers

Wireless routers may be used if they are NOT within the following frequency:

- 5785 GHz, band width +/- 20 MHz
- 5825 GHz, band width +/- 20 MHz
- At no time should any wireless router system be connected to the computer which is connected to the TVS LAN cable
- All devices, including any wireless routers, must be named with National Federation code and device number e.g. AUS1, AUS2, AUS3 – unnamed devices will be removed from the system.
- Any team found to be using a device affecting the competition will have power removed to their compete system.

d. **!! Green box studio**

- Location: Organisation Centre, seminar room 3, first floor
- Timing: open on Tuesday 09.06.26 (14:00–18:00) and Wednesday 10.06.26 (10:00–17:00)
- Athletes must wear their team uniform (medal ceremony uniform).
- A dedicated schedule and guidelines will be shared on the Team Info Webpage.
- The athlete will shoot their athlete's headshot for race introduction and their ICF profile photo.

e. **!! Equipment control**

- Equipment Control is located next to the take-out at the end of the finish pool.
- Self-checking is open: Thursday 11th June from 08:00 to 18:00.
- Equipment control will be open each competition day 1h before the 1st boat starts.
- In Canoe and Kayak event and in Kayak Cross Individual: post competition control and random checking.
- In Kayak Cross, during elimination phases: pre-competition.

Please note we have seen several fins on CSL boats where the metal is visible. Whilst they still confirm to the required dimensions, we will not penalise this but strongly recommend they are repaired to prevent sharp edges etc.

AND

Weights must be fixed in the boat and not able to be removed during the weighing process.



f. !! Doping control

- Location: **ground floor of the Canoe Centre ("BLZ")**.
- Athletes will be notified for Doping Control in the finish area.
- **Passports or ID** are required for Athletes selected for doping control.

g. !! Enquiry/Protest desk & TVS Emergency download desk

- Location: **in front of the OVR.**

h. !! Medal ceremonies

- Location: see map in Appendix 1.
- Schedule: see competition schedule, after each session of final.
- Uniform drop-out: **medal ceremony preparation tent, next to the awards stage.**
- Athletes involved in the Finals for both Canoe and Kayak events should bring their national uniform to the medal ceremony preparation area. There will be boxes there to place the uniform in. There is only a short time between the end of the competition and the medal ceremonies.
- Athletes involved in the **finals of Kayak Cross Individual and Kayak Cross events** will wear their **competition gear** on the podium.
- Team Leaders are invited to present flowers for the Canoe, Kayak and Kayak Cross Elimination.
- Kayak Cross Individual will not involve Team Leaders or play anthems, raise flags.

7. Competition information

All the information concerning the competition are available and updated online on the dedicated ICF event Team Info webpage: [2026 ICF Canoe Slalom World Cup Augsburg](#).

a. !! Official training schedule

- Canoe and kayak training session on **Monday till Thursday**.

- Kayak Cross training sessions on **Wednesday and Thursday**, and free session are open on **Saturday and Sunday**.
- Exact timings and updates are available on the on the online official training schedule available on the [2026 ICF Canoe Slalom World Cup Augsburg – Team info](#).
- **Reminder:** as at every competition, athletes competing exclusively in Kayak Cross are not permitted to participate in the slalom training sessions (including forerunner and free sessions). It also applies to canoe slalom athletes not competing in kayak cross, they are not permitted to participate in Kayak Cross training sessions.

b. !! Competition schedule

- The course is closed following the end of official training (**Thursday 11.06.2026 at 19:30**) until the end of the competition – except for the Kayak Cross free training sessions on **Saturday 13th from 18:00 to 19:00** and **Sunday 14th from 08:00 to 09:00**.
- The competition schedule version 3 will be posted on the [2026 ICF Canoe Slalom World Cup Augsburg – Team info](#) on **Thursday 11.06.2026 by 10:00** and spread on the WhatsApp Group.
- **Note that during the Canoe and Kayak Finals**, the start interval is **2min30sec** and there are two breaks of **2min** per final, after the **4th** and the **8th** athletes on the final start list.

c. Demonstration runs

i. !! Demonstrators / Forerunners

The list of forerunners is available in Appendix 2.

ii. !! CSL Course construction – Friday 12th June

CSL COURSE CONSTRUCTION					
8:00:00	9:30:00	CSL - Course construction			1:30:00
9:30:00	10:15:00	CSL - Course tuning			0:45:00
10:15:00	10:20:00	Course review with technical manager			0:05:00
10:20:00	10:25:00	Course approval			0:05:00
		Interval			0:10:00
10:35:00	10:51:00	Full length demo run rehearsal	8	0:02:00	0:16:00

d. !! Course map distribution

The Kayak Cross course map will be published on **Monday 08.06.2026** on the [2026 ICF Canoe Slalom World Cup Augsburg – Team info](#).

The canoe and kayak slalom course map will be posted on **Thursday 11.06.2026 at 19:30** on the [2026 ICF Canoe Slalom World Cup Augsburg – Team info](#) and spread on the WhatsApp Group.

e. Course approval

i. Generic rules

The ICF wants to remind you that the course designers are:

- Selected from a pool of people skilled enough and proposed by the NF,
- Are ITOs, which means independent from any NF during the competition.

Any pressure or kind of harassment towards the course designers, as for any ITOs, may lead to sanctions.

ii. **!! 2026 ICF Canoe Slalom World Cup Augsburg course approval information**

National federations feedback about the course designs can be reported to the ICF Technical manager, to be integrated into the Course Approval process.

ICF technical manager in charge: **Manon Bocquet**

Feedback will be accepted from only one representant per federation on **Friday 12.06.2026 from 10:15 to 10:20 at the middle bridge, river right.**

f. **!! Bib distribution**

The full list of the bibs per event is available at Appendix 3.

- **No Training bibs.**
- Canoe Slalom and Kayak Cross Individual Competition bibs will be available **from the Sport Info Office from 14:00 on Thursday 11.06.2026.**
- The accreditation fee must be fully paid to receive competition bibs.
- A **bib deposit of 50 Euro** is required on collection of the bibs. It can only be **paid by cash.**
- Canoe Slalom competition bibs must be **returned to the Sport Information Office following the competition for the return of the deposit.**
- Kayak cross individual bibs will be **collected at the end of each run and re-used for Elimination phases.**
- For Elimination phases, the numbered and coloured bibs will be distributed **individually at the start area.**

8. Canoe & Kayak events

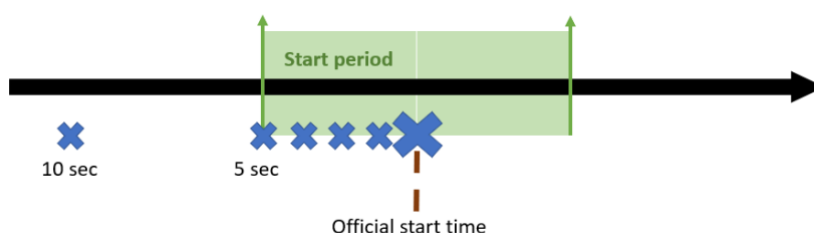
a. **!! Pre-start procedure**

There will be **a clock, into the warm-up area showing race time and the next athletes to start.**

b. Start

i. Generic rules

- At all times, the athletes must follow the Starter's instruction, or they may be disqualified for the run.
- At the start, there will be a countdown clock showing the time to start.
- There will be an acoustic signal (10 seconds before start, and then from 5 seconds before start - 4 shorts, 1 long - start).
- Athletes may start 5 seconds either side of their official start time which is signified by the long beep on the start clock.



ii. !! Specific rules



- The starting boat must be facing upstream at the red handlebar in front of the partners' panel.
- The beam line is on the edge of the first stopper.
- Athletes may move to the start position once the previous Athlete has broken the beam but must be at the start position 15 seconds before their start.

c. Finish

i. Generic rules

- During the finals, the leading, the second and third athlete must proceed to the "Kiss and Cry" area located after equipment control where TV will interview them.
- Athletes must not leave the finish zone until dismissed by the Equipment Control Official once they are no longer needed for the ceremonies, anti-doping or equipment control.

- They then proceed via the mixed zone back to the Athlete area.
- Athletes should wear their competition bib in the mixed zone for identification purposes.

ii. !! Specific rules

- The finish beam is marked by a banner across the course, just before the bridge.

9. Kayak Cross events

a. Pre-start procedure

i. Generic rules

- Athletes need to be at the pre-start area prior to their start to prepare their boats (and equipment control during the Elimination phase), and receive any final instructions (colored bibs distribution, choosing their start lane).
- Volunteers will be there to help your Athlete if needed on the ramp.

ii. !! Specific rules

- The pre-start area is located on the river left at the junction of the road bridge and the footpath from downstream. Access to start ramp is from the river left.
- Athletes may warm up upstream of the start bridge but may never cross under the bridge or paddle downstream of the warning banner.

b. Start procedure

i. Generic rules

- An automatic start machine will be used for all phases.
- At all times the athletes should follow the starters instructions.
- The start time for Kayak Cross Individual will be triggered by photocell.
- At the start, a Pre-Start Official will inform your Athlete if they have progressed.
- When an automatic starting mechanism is used, the athlete must start with both hands on the paddle, positioned alongside the kayak. The front hand must be placed over the middle of the boat on one side, in contact with the boat or the spraydeck.
- Until the ramp starts to move, the paddle must remain behind the flap.



- The start orders will be the following ones:
 - 1) "In position" => the athletes must place their paddle in the start position
 - 2) "Ready" => the athletes wait in steady position; no movement is allowed following the "Ready" command
 - 3) The platform will tilt to indicate the start. The starter will not say "Go".

ii. **!! Specific rules**

➤ **!! Kayak Cross Individual**

- Athletes must start from **lane 2** on the platform for the Individual (**second lane from river right**)
- The start interval is **60 seconds**; athletes should get in their boat behind the platform. They will then be assisted to move to the starting gate.
- The start time for Kayak Cross Individual will be **triggered automatically by the start gate** (Settele).

➤ **!! Elimination phases**

- Athletes should be settled in the start position on the ramp **90 seconds** before their start time. There will be **volunteers to assist them if needed**.
- They should then listen to the Sport Presentation where they will be introduced to spectators.

c. Finish

i. **Generic rules**

- The finish time for Kayak Cross Individual will be triggered by photocell.
- During the Elimination phase a photo finish system will be deployed.

ii. **!! Specific rules**

- The finish line is located **between 'the clock' and the 'corkscrew' feature, as indicated in the course map**.

d. Rules reminder

○ **Kayak Roll**

For the **roll barrier**, the roll must be performed by **going down on one side and coming up on the other**. During the execution of the roll, the boat must be **underneath the barrier for at least one phase of the action**.

For the **roll zone**, the roll must be performed by **going down on one side and coming up on the other within the marked area**.

○ **Dangerous Contact**

In the case of dangerous contact, the judges will decide the penalty and one or both boats may be penalized.

10. ICF topics

a. 2026 ICF CSL World Cup 3 Augsburg – ITOs Kayak Cross briefing

The team leaders are invited to assist to the ITOs Kayak Cross briefing that will be held on **Saturday 13th at 16:30** (ITO meeting room).

b. 2026 ICF Junior & U23 World Championships Krakow

The HOC is also looking for forerunners as follows: 1 WK1, 2 WC1, 1 MK1, 1 MC1, 1 WX1 & 2 MX1. If you have some athletes interested in, please contact Magdalena Zięba (hotel@kolna.pl, +48 512 482 604).

c. 2026 ICF CSL World Championships Oklahoma

- 1- **Application for course designer during the official training period:** ICF is searching for 5 coaches interested in designing the course designs set during the official training days of the World Championships (20th to 25th of September). One coach designated per day, providing a course map and helping to set his course on the day prior the use, and fine tune before the session. Local volunteers will be in charge of setting up the course. Remaining gates (out of the course map) will be set either by the nominated coach or by the volunteers.

For the coaches interested, please fill [this form](#) before the **20th of June 2026**.



- 2- **Entry check:** check and update your entries as soon as possible – nominal entries deadline is on **10th July 2026**.
- 3- **Visa demand** – All application need to be processed asap. [Info about VISA](#). If you have any issue getting your Visa, please contact [Beth Spillman](#), ACA CEO.

d. 2027 ICF Ranking calendar

Applications are open through SDP until 1st of September 2026.

e. Injury & illness report

The ICF Medical Committee has developed a new [reporting tool](#) (Microsoft Forms) through which your athletes, team leaders, and team staff can report any injury or illness occurring during an ICF competition. This tool is available across all ICF disciplines and is fully anonymous and confidential.

The purpose of this initiative is to collect data that will enable the ICF Medical Committee and the ICF Discipline Committees to assess potential risks and implement the necessary measures to ensure athlete safety.

The tool is accessible on the ICF website, under Events – Athletes – [Athlete Health and Wellbeing page](#).

We would greatly appreciate it if your athletes, team leaders, and team staff could complete the form throughout the season whenever a relevant incident occurs. A poster will also be displayed at all competition venues for reference.



f. Prevention of Harassment and Abuse in Sport (PHAS)

i. ICF policy and statement

Prevention of Harassment and Abuse in Sport (PHAS) Policy aims to protect the physical and psychological integrity of the athletes and any other person related to the paddling family.

The ICF strongly condemns harassment and abuse in all forms at any time and is committed to preventing this conduct by acting diligently to avoid its occurrence, and inappropriate situations that may give rise to their happening.

ii. The policy will be applied during ICF competitions

Suspected harassment and abuse must be immediately reported. The **report form** is available on the ICF website and will be treated with impartiality and confidentiality.

Local regulations must be followed in all cases.

iii. ICF PHAS officer during this competition

For further information contact the ICF PHAS officer: Micheal T Okubo – michael.okubo@canoeicf.sport / +49 162 1926696.

iv. Reference and tools

Prevention of Harassment and Abuse in Sport (PHAS) Policy


https://www.canoeicf.com/sites/default/files/icf_safeguarding_phas_policy.pdf

ICF Safeguarding PHAS Report

https://www.canoeicf.com/sites/default/files/icf_safeguarding_phas_report_form.pdf

g. Athletes' Survey

The newly formed ICF Athletes Committee is here to champion your voice, protect your wellbeing, and help shape the future of our sport. To do that effectively, the Committee needs to hear directly from you. This brief survey is the first step in building a stronger, more connected athlete community. Your insights will directly guide the Committee's goals for the upcoming year. Let's make our sport the best it can be, together!

 **Survey Incentive:** As a thank you for your time, all athletes who complete this survey and provide their email address will be entered into a prize draw to win a Blackroll recovery set.

When you submit this form, it will not automatically collect your details like name and email address unless you provide it yourself



11. Appendices

Appendix 1 – Venue Map

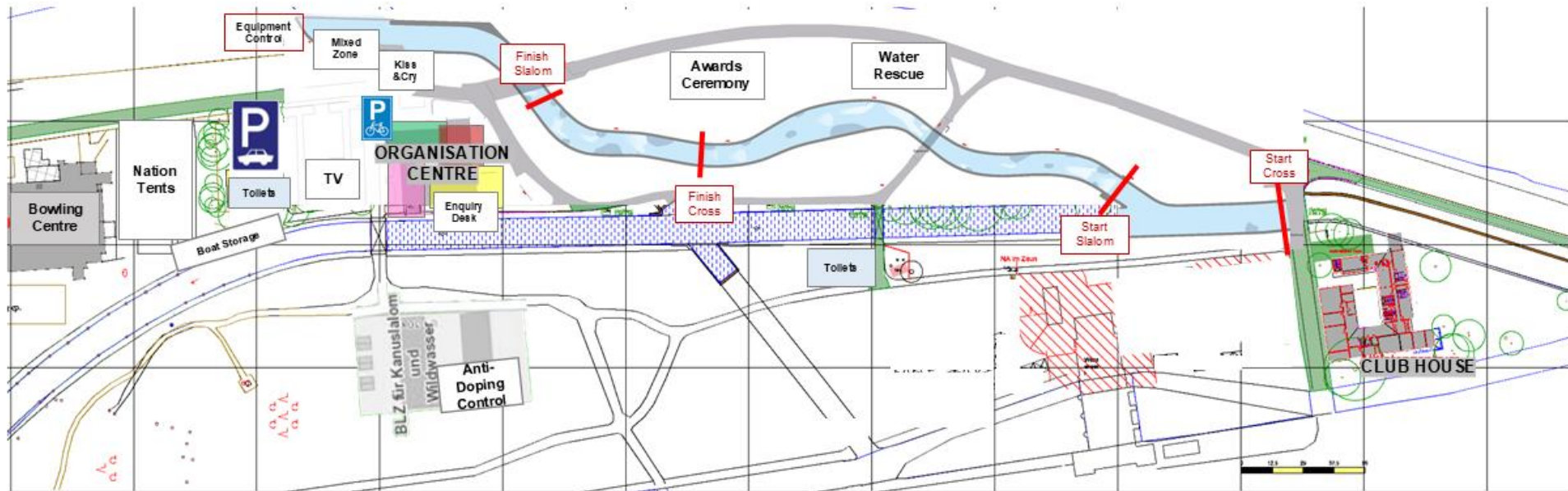
Appendix 2 – Demonstrators / Forerunners

- Canoe & Kayak events
- Kayak Cross

Appendix 3 – Bibs design allocation

- Forerunners
- CSL Individual events
- Kayak Cross Individual
- Kayak Cross Elimination phase

a. !! Appendix 1 - Venue Map



b. !! Appendix 2 – Demonstrators / Forerunners

i. Canoe and Kayak events

Remark: For Canoe, left-sided, right-sided and switcher paddlers are needed.

➤ Demonstration

- Course tuning
- Full course rehearsal

Bib	Event	Name	Bib	Event	Name
V3	WK1	Plochmann Antonia	V4	WK1	Pirro Paulina
V5	MK1	Büchner Jonas	V6	MK1	Becke David
V7	WC1	Heydenreich Christin	V8	WC1	Plochmann Amelie
V9	MC1	Weber Anton	V10	MC1	Zimmermann Nils

➤ Forerunners

- Full course forerunners

Bib	Event	Name	Bib	Event	Name
V3	WK1	Plochmann Antonia	V4	WK1	Pirro Paulina
V5	MK1	Büchner Jonas	V6	MK1	Becke David
V7	WC1	Heydenreich Christin	V8	WC1	Plochmann Amelie
V9	MC1	Weber Anton	V10	MC1	Zimmermann Nils

ii. Kayak Cross events

➤ Kayak Cross Individual – Forerunners

- Full course rehearsal

Bib	Name
V11	Neumann Kalle
V12	Dietz Enrico
V13	Wild Charlotte
V14	Blume Mina

➤ Rehearsal (2 races) - Saturday

- 2 races, two sets of 4 athletes (men, women)
- Full course rehearsal

Bib	Name	Name
Red	Neumann Kalle	
Green	Wild Charlotte	
Blue	Dietz Enrico	
Yellow	Blume Mina	

➤ Kayak Cross– Forerunners

- Two races

Bib	Name
Red	Neumann Kalle
Green	Wild Charlotte
Blue	Dietz Enrico
Yellow	Blume Mina

c. !! Appendix 3 – Bib design allocation

Deposit: 50€

i. Forerunners

White and grey bibs with black numbers V1, V2...



ii. CSL Individual events



iii. Kayak Cross Individual



iv. Kayak Cross elimination phase

